

Refreshing the Council Plan - Public Survey

Consultation report and findings June 2021

Putting Communities First Team
The Royal Borough of Kensington and Chelsea
consult@rbkc.gov.uk



THE ROYAL BOROUGH OF
KENSINGTON
AND CHELSEA

Introduction

Background

In 2019, the Council undertook extensive consultation and engagement in order to inform the Council Plan 2019-2023. This was the largest ever conversation with over 2,000 people engaged and 5,000 comments submitted. More recently we have needed to re-assess, re-design and re-prioritise our work to address the unprecedented impact of the global Covid-19 pandemic on our residents, businesses and local economy. The Council Plan Update builds on this insight and understanding with additional targeted engagement. The findings from the online survey, and the parallel Citizens' Panel survey, has fed into the update to the Council Plan.

Methodology and report

The survey was developed with colleagues from Corporate Strategy who are taking the lead on the Council Plan refresh. The survey was promoted via the Council's communication channels, such as e-newsletters and social media, as well as by direct contact with voluntary and community organisations across the borough.

The survey closed on 20 May and 96 online submissions were received. A parallel survey was conducted with the Citizens' Panel, which achieved 587 responses, the key findings of which can be seen in page five and six of this report. Where graphs are shown, percentages are used.

Appendix

The appendix contains details of all themed comments made by respondents in relation to the consultation. All other responses and data are in the report. The appendices report is available upon request.

Equalities

Equalities data is presented on the 'About Respondents: Demographic Breakdown' section.

Acknowledgements

The Council would like to thank all respondents that took the time to take part in the exercise and gave their views.



Results at a glance – Survey Findings

- **Most valued:** Respondents valued **safety** first, followed by **environment, health, housing** and **community**. They least valued **income, work-life balance** and lastly **governance**.
- **Issues of importance:** **Reducing crime and antisocial behavior** was the most important issue for respondents followed by **space for pedestrians and cyclists** and **air quality**. **Rising prices** and **opportunities for young people** were the least important issues for respondents to the survey.
- **Services that the Council should prioritise:** Over half (56 per cent) of respondents felt that **environmental services** should be prioritised, followed by **parks and leisure services** (55 per cent), **mental health and wellbeing** (53 per cent), **roads and transport** (50 per cent) and then **health services** (50 per cent). Only 27 per cent of respondents felt that **planning** should be prioritised.
- **Concern about the impact of Covid:** Over a half of respondents were worried about the impact that Covid has had, with 26 per cent **very worried** and 27 per cent **fairly worried**. Around one in four respondents (23 per cent) were **not very worried** about the impact of Covid and two per cent were **not worried at all**.
- **What has been impacted most by Covid:** A total of 23 per cent of respondents felt **that social isolation and loneliness** had been impacted the most by Covid, whilst the same amount felt that **health and wellbeing** had been impacted the most. On the lower end, a total of two per cent of respondents felt that the **local community** had been impacted the most by Covid.
- **Support to recover from impact of Covid:** Just under a half (45 per cent) of respondents felt that **increasing green spaces** could help support the recovery of Covid, followed by **supporting local business** (43 per cent), **helping people to keep healthy** (36 per cent) and **supporting mental health and wellbeing** (31 per cent). The least popular options **holding events for locals and visitors** (13 per cent) and **volunteering** (eight per cent).



Results at a glance – Survey Findings

- ***Working with local people to better meet everyone's needs:*** Just over two thirds (68 per cent) selected **being transparent and open about decisions** and two thirds (66 per cent) selected **engaging with residents about issues that matter to them**. Just over half (52 per cent) selected **co-designing and co-producing solutions and services with residents**.
- ***Improving local places and spaces:*** Just under two thirds (63 per cent) selected **reduce road traffic and increase spaces for walking and cycling**, over half (52 per cent) selected **improve safety and reduce the fear of crime** and 49 per cent select **make improvements for green spaces**. There was less support for **improve public facilities such as libraries, museums and cultural facilities** (34 per cent) and **improve standards of cleanliness** (29 per cent).
- ***Improving prospects for young people:*** Around half of respondents selected each of **improve and increase local employment and opportunities for young people** (50 per cent) and **improve and increase facilities and activities for young people** (49 per cent). There was less support for **increase the variety of courses and institutions in the borough** (33 per cent) and **enhance services to support healthy living** (29 per cent).
- ***Supporting people to gain new skills and get into work:*** Over half (55 per cent) selected the option to **work with partners in London to increase available opportunities**, followed by 52 per cent selecting **connect local people with local job opportunities**, 46 per cent selecting **support peoples to reskill** and 41 per cent selecting **increase available training**. There was less support for **support people into stable jobs** (27 per cent) and **support application skills, such as CV writing and interviews** (27 per cent)
- ***Overall satisfaction:*** A total of 18 per cent of respondents were **very satisfied** and 42 per cent **fairly satisfied** with Kensington and Chelsea as a place to live. When asked about satisfaction with how Kensington and Chelsea run things, six per cent were **very satisfied** and around a quarter (24 per cent) were **fairly satisfied** whilst 18 per cent were **fairly dissatisfied** and 32 per cent were **very dissatisfied**.



Results at a glance – Panel survey findings

The Citizens' Panel is a large, demographically representative group of residents from across the borough who will be regularly invited to give public preferences and opinions to inform Council decision-making. The Panel was launched in April 2021 when the first survey was distributed to Panel members. The subject of the first survey concentrated on the impact of Covid-19 and what Panel members felt should be the Council's priorities in light of this. The survey closed on 18th May and 587 completed surveys were received (578 online and nine paper).

- **Most valued by Panel members:** Panel members valued health first, followed by safety, housing and then environment and education. They least valued work-life balance, jobs and lastly governance.
- **Issues of importance to Panel members:** Reducing crime and anti-social behavior was the most important issue for Panel members followed by access to affordable and good quality housing, and then good quality schools where all children achieve their potential. Rising prices and access to good quality childcare were the least important issues for Panel members.
- **Services Panel members think the Council should prioritise:** Over two thirds (69 per cent) of respondents felt that education should be prioritised, followed by housing and homelessness (66 per cent), health services (64 per cent), mental health and wellbeing (59 per cent) and then parks and leisure services (54 per cent). A total of 29 per cent of Panel members felt that Planning should be prioritised.
- **Concern about how Covid has impacted Panel members and their families/friends:** Over two thirds of Panel members were worried about the impact Covid has had, with 19 per cent very worried and 47 per cent fairly worried. Around one in five Panel members (21 per cent) were not very worried about the impact of Covid and four per cent not worried at all.
- **What has been impacted most by Covid:** Over a quarter (28 per cent) felt social isolation and loneliness had been impacted the most, followed by health and wellbeing and increase in social inequalities (14 per cent each). Employment status was felt to be the least impacted (three per cent).



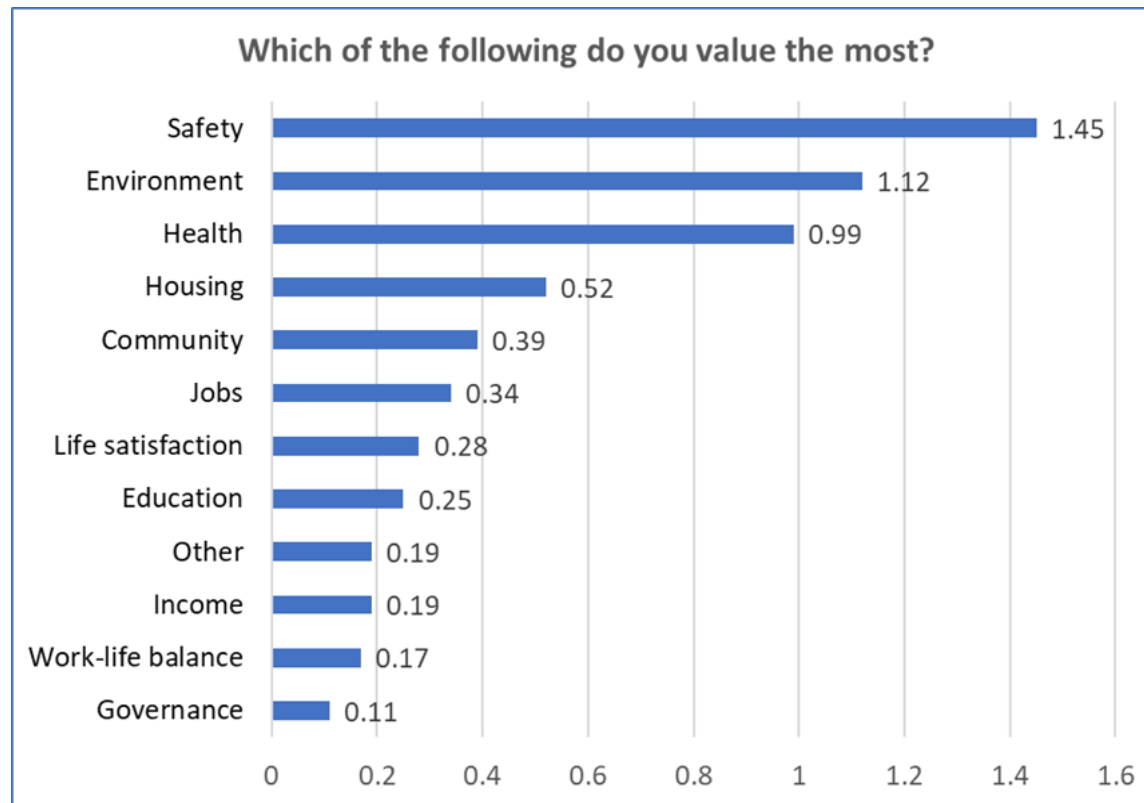
Results at a glance – Panel survey findings

- **Concern about continued impact of Covid:** Just under two thirds (63 per cent) of Panel members were worried about Covid's continued impact, 13 per cent very worried and half (50 per cent) fairly worried. A quarter (25 per cent) of Panel members were not very worried and four per cent were not at all worried about the continued impact of Covid.
- **Help to recover from the impact of Covid:** Over half selected supporting mental health and wellbeing and supporting local businesses (53 and 51 per cent respectively). The least popular options were volunteering (17 per cent) and holding events for locals and visitors (14 per cent).
- **Working with local people to better meet everyone's needs:** Almost three quarters selected being transparent and being open about decisions (74 per cent) and engaging with residents about issues that matter to them (73 per cent). Half selected co-designing and co-producing solutions and services with residents.
- **Improving local places and spaces:** Over two thirds (68 per cent) selected improve safety and reduce the fear of crime whilst 51 per cent each selected support local businesses and make improvements to local neighbourhoods. There was less support for make improvements to high streets (35 per cent) and improve public transport (20 per cent).
- **Improving prospects for young people:** Over two thirds each selected improve and increase local employment and opportunities for young people (67 per cent) and improve and increase facilities and activities for young people (65 per cent). There was less support for increase the variety of courses and institutions in the borough (49 per cent) and enhance services to support healthy living (41 per cent).
- **Supporting people to gain new skills and get into work:** A similar percentage selected support people to reskill (71 per cent), connect local people with local job opportunities (70 per cent) and increase available training (68 per cent). There was less support for support application skills (50 per cent) and support people into stable jobs (47 per cent).
- **Overall satisfaction:** A total of 43 per cent of Panel members were very satisfied and 45 per cent fairly satisfied with Kensington and Chelsea as a place to live whilst 12 per cent were very satisfied and just over half (51 per cent) fairly satisfied with the way Kensington and Chelsea Council runs things.

Survey findings - Most valued

Respondents were asked to rank their top three values from one to three with one being the top priority. A score of three was awarded to the number one priority, two to number two priority and three to number three priority. A mean score was then calculated for each value to produce the prioritised list below.

- Respondents valued safety first, followed by environment, health, housing and community.
- From the list, they least valued income, work-life balance and lastly governance.



Base: 96 (all responses)



Survey findings - Most valued - *Other comments*

Respondents who selected 'Other' when asked about what they value most, were able to provide comments about any other suggestions they had. Comments made have been themed and the themes are summarised in the table below. Examples of comments made can be seen overleaf, with the full list of themes and comments made found in appendices report.

Theme	Count
Environment	4
Health	4
Community	4
Transport	3

Base: 15 (all comments)



Survey findings – Most valued - *Other comments*

“Tacking pollution levels.”


Environment

“Healthy streets”

Health

“Safe and green roads - segregated cycle lanes and pedestrian phases on all crossings.”

Environment



“Transport access - public transport and ability to use my car (stop obstructing/shutting roads!).”

Transport

“Cycle lanes in order to allow me to move around the borough in safety.”

Transport

“Making efforts to restore Kensington High Street. Maybe offer empty shops to artisans/small businesses at low rates to bring back some life to these drab places.”

Community

“Improve area for safer walking and cycling”

Transport



Survey findings – Reasons why valued the most

Respondents were asked to explain why they valued their choices the most. Comments made have been themed and are summarised in the table below. Examples of comments made can be seen overleaf, with the full list of themes and comments made found in the appendices report.

Theme	Count
Community safety	22
Environment	19
Health	14
Housing	12
Jobs/income	6
Community	6
Life satisfaction	6
Transport	6
Education	4
Work/life balance	1
Good governance	1

Base: 73 (all comments)



Survey findings – Reasons why valued the most

“There are more and more reports of muggings/thefts/etc in the neighbourhood. We were broken into (while we were home) for the first time two years ago - I have lived here since 1995. We're now afraid to wear a half decent watch outside in case someone comes along on a moped.”

Community safety

“Because the Covid situation made it very clear that without good facilities to deal with any unexpected health crisis we are limited. For just one example, the Covid team at RBKC were excellent during the shielding/lockdown periods.”

Health

“Needs diverse high paying jobs. Keep the Royal Marsden, keep your hospitals, keep the design industry, promote engineering! Re-tool all your population. Forget bike lanes - spend it on job skills that benefit productive society.”

Jobs/income



“Having a good environment to spend time in is so important. The dominance of cars and traffic in the borough is of huge detriment to people’s health and well-being. More attention needs to be paid to making the environment pleasant for residents and those who work in the borough.”

Environment

“The lack of any housing that's affordable to average earners plus the dire attitudes and behaviour of housing associations in Kensington and Chelsea, means rented housing here is both costly and stressful. Our younger generation can't live here as adults and older people living on low incomes can't move away from our bad landlords. We need far more genuinely affordable housing preferably run as coops and multi-tenure community led housing.”

Housing

“RBKC has lost its historic communities. It is borough of people shut in their flats, relying on deliveries or getting in their cars to shop. Over the 30 years living here, I see fewer and fewer neighbours in the street.”

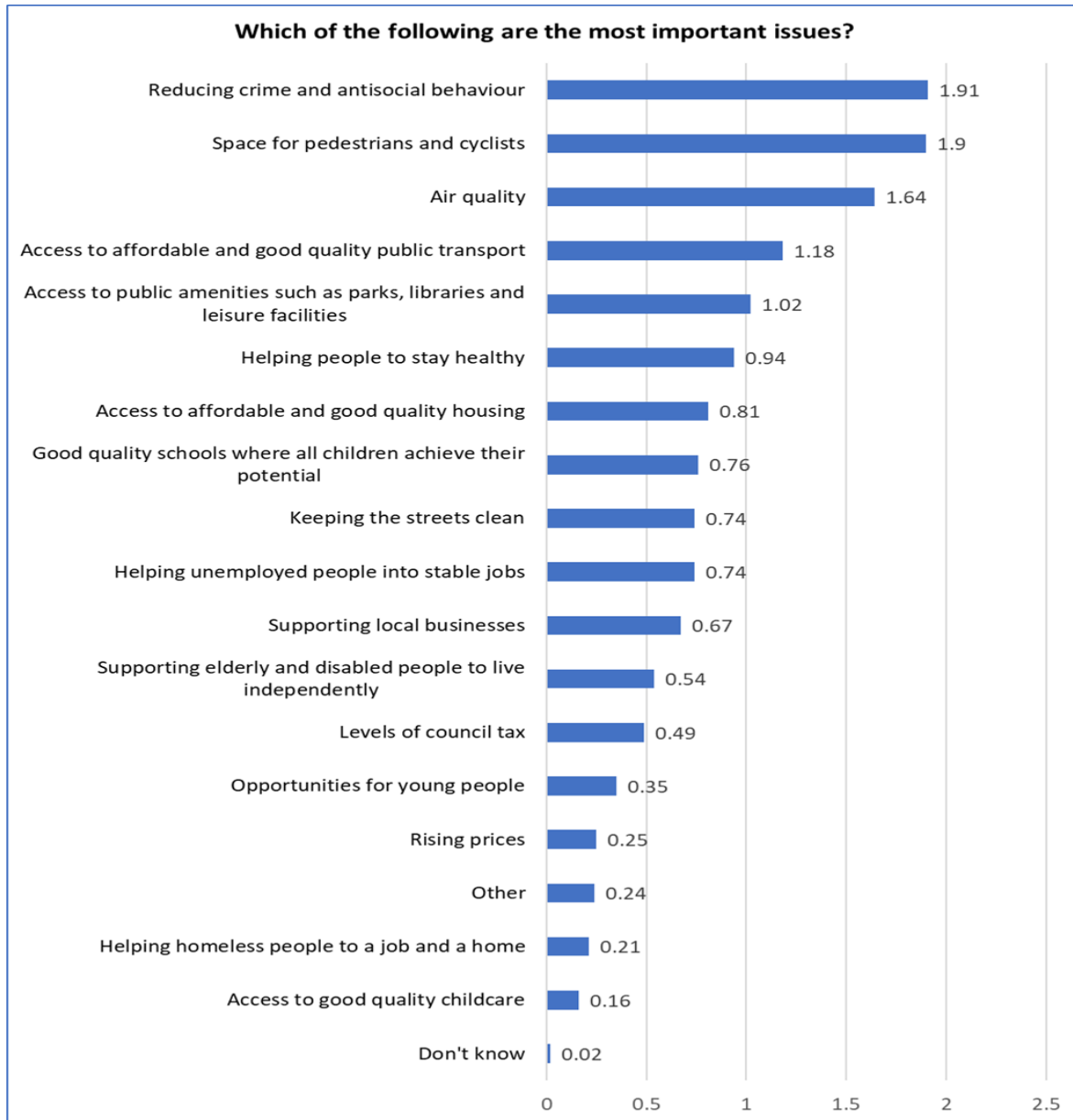
Community



Survey findings - Issues which are most important

Respondents were asked to prioritise their top five important issues with one being the top priority. A score of five was awarded to the number one priority through to a score of one to the number five priority. A mean score was then calculated for each value to produce the prioritised list below:

- Reducing crime and antisocial behavior was the most important issue for respondents, followed by space for pedestrians and cyclists and air quality.
- Helping homeless people to a job and a home and access to good quality childcare were the least important issues for respondents.



Base: 96 (all responses)

Survey findings – Important issues - *Other comments*

Respondents who selected 'Other' when asked about which issues were the most important, were able to provide comments about any other suggestions they had. As there were only 11 comments made, and the comments were all quite varied, theming was not suitable. All comments can be seen below.

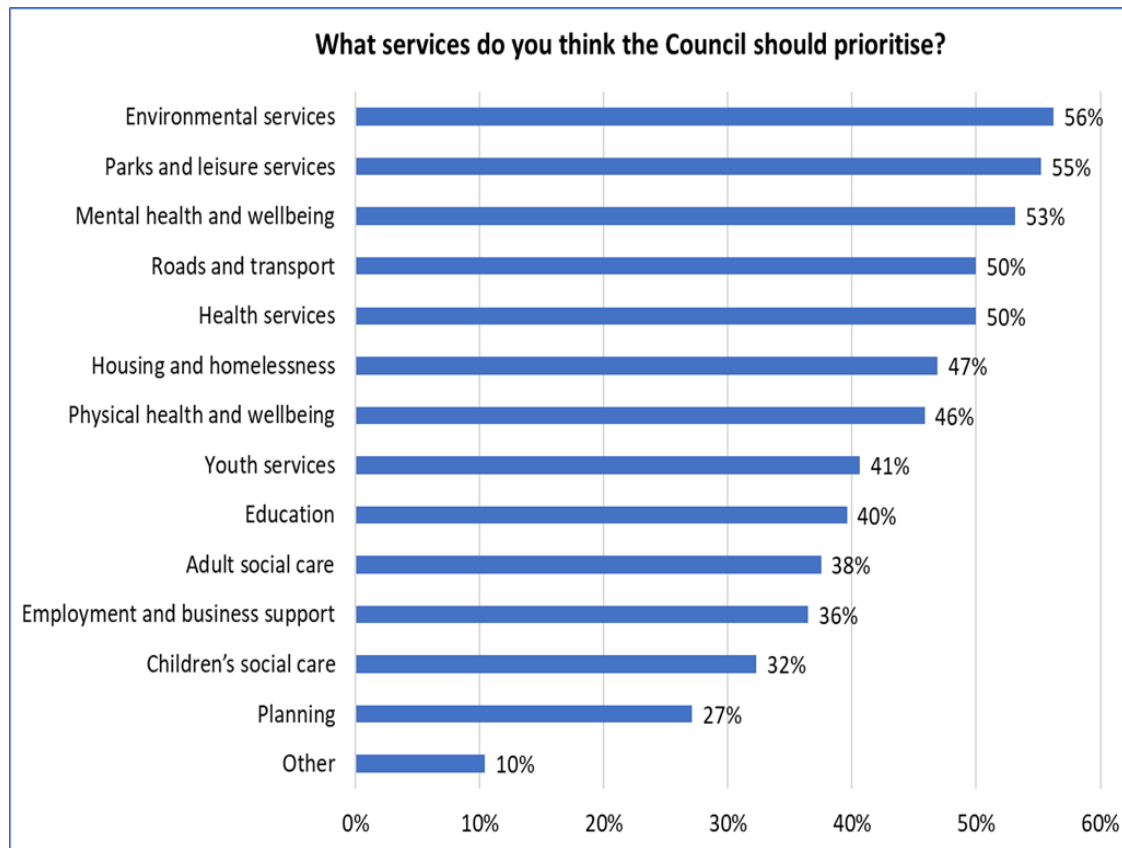
- *'Better quality healthcare options.'*
- *'Protecting residential amenity - controlling noise'*
- *'Rents for private tenants should be capped after five years continuous rental in the same demise.'*
- *'All of the above is important'*
- *'Make our borough a pleasant and rewarding place to live'*
- *'Taxes, Jobs, Education, elderly and clean streets!!!'*
- *'Conservation of our lovely neighbourhood. We see an increasing amount of planning applications that want to overdevelop. This suit the area not only from a conservation point but also from the perspective if inadequate infrastructure. Pelham Street was designed to serve cottages farms and now servicing for three large developments is proposes to be done via this street, which cannot be enlarged and is entirely inappropriate'*
- *'All the above'*
- *'Supported housing for the elderly which includes transition to care home when needed.'*
- *'Safe cycling lanes'*



Survey findings- Services the Council should prioritise

Respondents were asked which services they felt the Council should prioritise.

- Over a half (56 per cent) felt that environmental services should be prioritised, followed by parks and leisure services (55 per cent), mental health and wellbeing (53 per cent), roads and transport (50 per cent) and health services (50 per cent).
- A total of 27 per cent of respondents felt that planning should be prioritised.



Base: 96 (all responses)



Survey findings – Council services - *Other comments*

Respondents who selected 'Other' when asked about which services the Council should prioritise were able to provide comments about any other suggestions they had. Comments made have been themed and are summarised in the table below. Examples of comments made can be seen overleaf, with the full list of themes and comments made found in the appendices report.

Theme	Count
Transport	8
Community safety	2
All issues important	2
Environment	1
Health	1
Housing	1
Jobs and Income	1

Base: 15 (all comments)



Survey comments – Council services - Other comments

“Better and safe cycle routes across the borough, East to West.”

Transport

“Safe cycling on main roads in the borough.”

Transport

“Safety/Crime.”

Community Safety



“Employment and business education.”

Jobs and Income

“Spaces for people: cyclists and pedestrians.”

Environment

“Making the roads safe for cyclists especially now that this is being seen as an important way of remaining healthy and reducing obesity, stress etc.”

Health

“Rent or sell empty properties (houses, flats, dwellings, shops, warehouses, offices) to those who need housing. Absent and Foreign-owned demises left empty for investment purposes must be turned into housing. Cost of re-cladding properties must be the responsibility of the Council and NOT the tenants or Leaseholders living in dwellings where the cladding is deemed unsafe and a fire hazard.”

Housing



THE ROYAL BOROUGH OF
KENSINGTON
AND CHELSEA

Survey comments – Why chosen services should be prioritised

Respondents were asked to explain why they felt their selected services should be prioritised. Comments made have been themed and are summarised in the table below. Examples of comments made can be seen overleaf, with the full list of themes and comments made found in the appendices report.

Theme	Count
All services important	19
Transport	9
Environment	8
Community	6
Housing	5
Health	4
Planning	4
Education	2
Children/young people	2
Community Safety	2
Jobs/income	1
Parks	1

Base: 58 (all comments)



Survey findings - Why services should be prioritised - Other comments

“All of them are important to a healthy, educated and happy community. One that can thrive.”

All services important

“Improving our roads with more space for walking and cycling will improve the physical and mental health of people. It will also enable cheaper active transport and people will spend more locally.”

Transport

“Health and well-being is vital for everyone, and saves the taxpayer money in the long term. Encouraging healthy lifestyles has been shown to be hugely important during the pandemic.”

Health



“More greener spaces, lower co2 emissions, planning for more greener alternative transport like cycling lanes and promoting health. Drastically cutting the amount of cars passing the area.”

Environment

“Fundamental to good citizenship. Fundamental to individual development within society”

Community

“Housing has been neglected for so long, there are families living in overcrowded accommodation for over 20 years and their adult children who still live with them unable to go on housing list.”

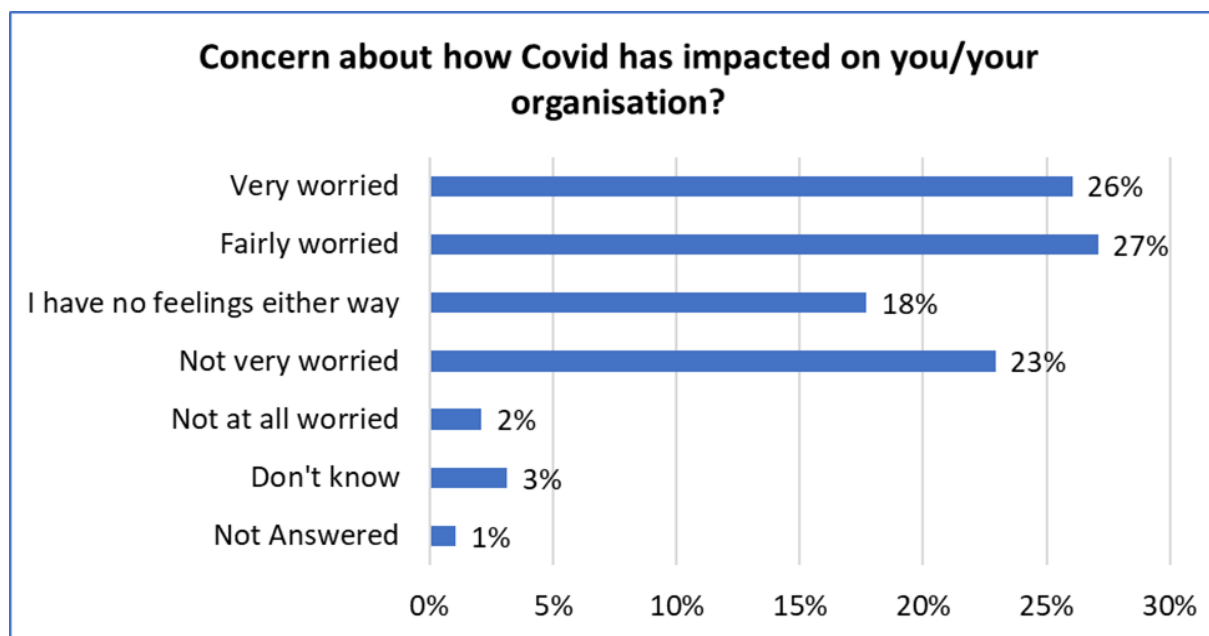
Housing



Survey findings - Concern about the impact of Covid

Respondents were asked how worried they were about how Covid had impacted on them or their organisation:

- Over half of all respondents were worried about the impact Covid has had, with 26 per cent very worried and 27 per cent fairly worried.
- Around a quarter of respondents (23 per cent) were not very worried about the impact of Covid and two per cent not worried at all.



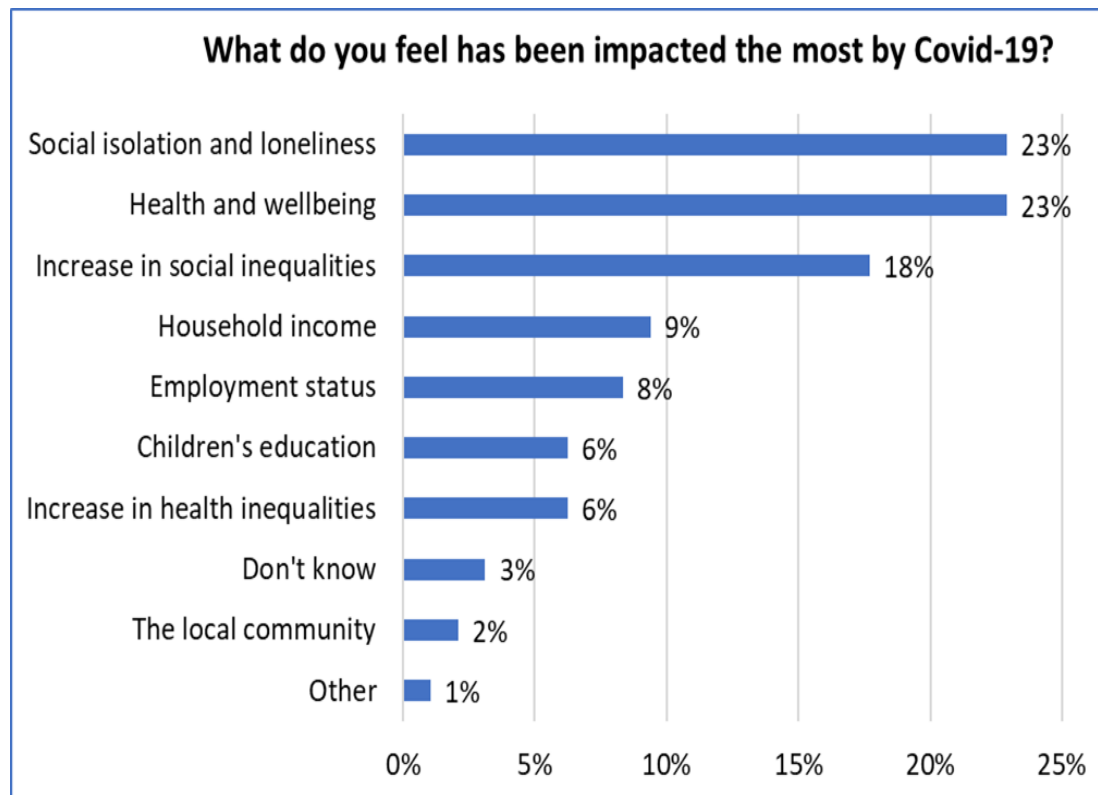
Base: 96 (all responses)



Survey findings- What's been impacted most by Covid

Respondents were asked what one thing they felt had been impacted the most by Covid:

- A total of 23 per cent felt social isolation and loneliness had been impacted the most, whilst the same number (23 per cent) of respondents selected health followed by 18 per cent of respondents selecting increase in social inequalities (14 per cent each).
- The local community was felt to be the least impacted (two per cent).



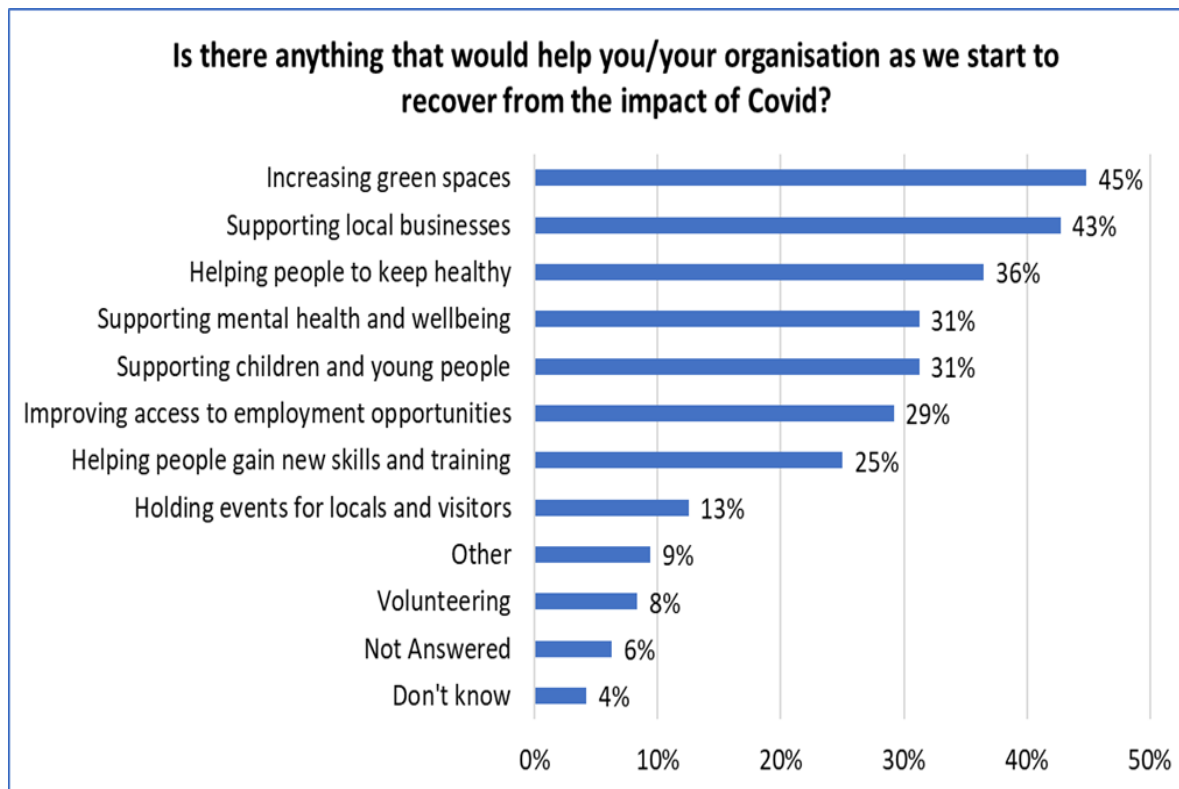
Base: 96 (all responses)



Survey findings - Help to start recovery from the impact of Covid

Respondents were asked if there was anything that would help them, or their organisation, as the recovery from the impact of Covid starts.

- A total of 45 per cent of respondents selected increasing green spaces, and 43 per cent selected supporting local businesses.
- The least popular options were holding events for locals and visitors (13 per cent) and volunteering (eight per cent)



Base: 96 (all responses)



Survey findings – Recovery from Covid - *Other comments*

Respondents who selected 'Other' when asked about what would help recovery from Covid were able to provide comments about any other suggestions they had. Comments made have been themed and are summarised in the table below. Examples of comments made can be seen overleaf, with the full list of themes and comments made can be found in appendix two.

Theme	Count
Transport	9
Jobs/income	3
Social care	2
Environment	1
Return to normal	1
Cultural services	1

Base: 18 (all comments)



Survey findings – Recovery from Covid – *Other comments*

“Providing safe infrastructure for people to cycle and avoid damaging roads and adding to the pollution problem by driving short distances in absence of good cycle infrastructure.”

Transport

“JOBS - if people are productive the rest falls in place.”

Jobs/Income

“Council services getting back to normal and reducing backlogs.”

Return to normal



“Elderly/family matching schemes to ease loneliness.”

Social Care

“Minimising CO2 emission levels.”

Environment

“Funding for cultural sector.”

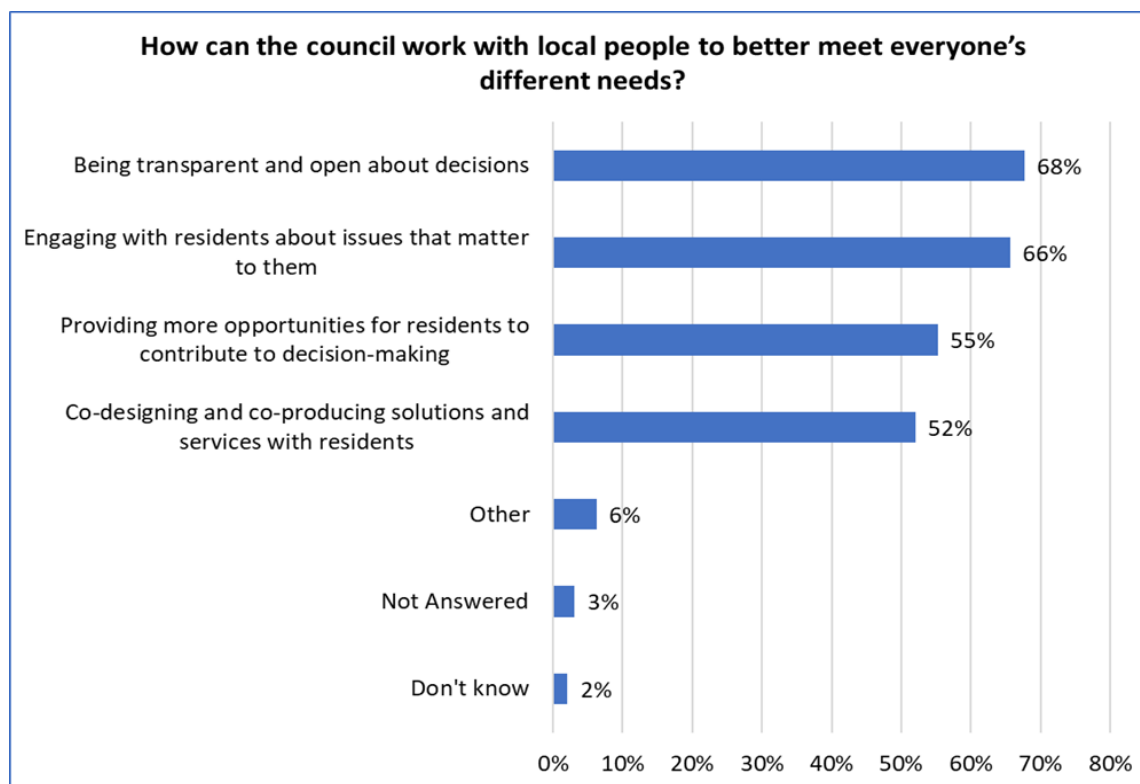
Cultural Services



Survey findings - Working with local people to better meet everyone's different needs

Respondents were asked how the Council can work with local people to better meet everyone's different needs.

- Over two thirds (68 per cent) selected being transparent and open about decisions, and a total of 66 per cent selected engaging with residents about issues that matter to them.
- Just over half (52 per cent) selected co-designing and co-producing solutions and services with residents.



Base: 96 (all responses)



Survey findings – Working with local people - *Other comments*

Respondents who selected 'Other' when asked about working with local people were able to provide comments about any other suggestions they had. Comments made have been themed and are summarised in the table below. Examples of comments made can be seen overleaf, with the full list of themes and comments made can be found in appendix two.

Theme	Count
Consultation	4
Listen to different views	4
Environment	3
Decision making	2
Democracy	2
Equality	1
All of the options	1

Base: 16 (all comments)



Survey findings – Working with local people - *Other comments*

“RBKC consults on many issues but decision making is opaque; often feel the decision is made behind closed doors and consultation is just for show.”

Consultation

“Actually listen to survey respondents and conduct surveys in unbiased manners. Kensington and Chelsea Council needs to be bold and ACT to help promote green led recovery.”

Consultation/Environment

“Deal with hidden racism and discrimination.”

Equality



“Engaging with everyone that enters our brough, not just wealthy property owners who are rarely around.”

Listen to different views

“Doing the above: A. with the people in the council who actually have a say, B. not just so you can say you did its C. with efficiency D. without paying third parties to do it.”

Democracy

“Providing some leadership on healthy streets. You know what needs to be done, but are avoiding doing it for political reasons, which is a great shame.”

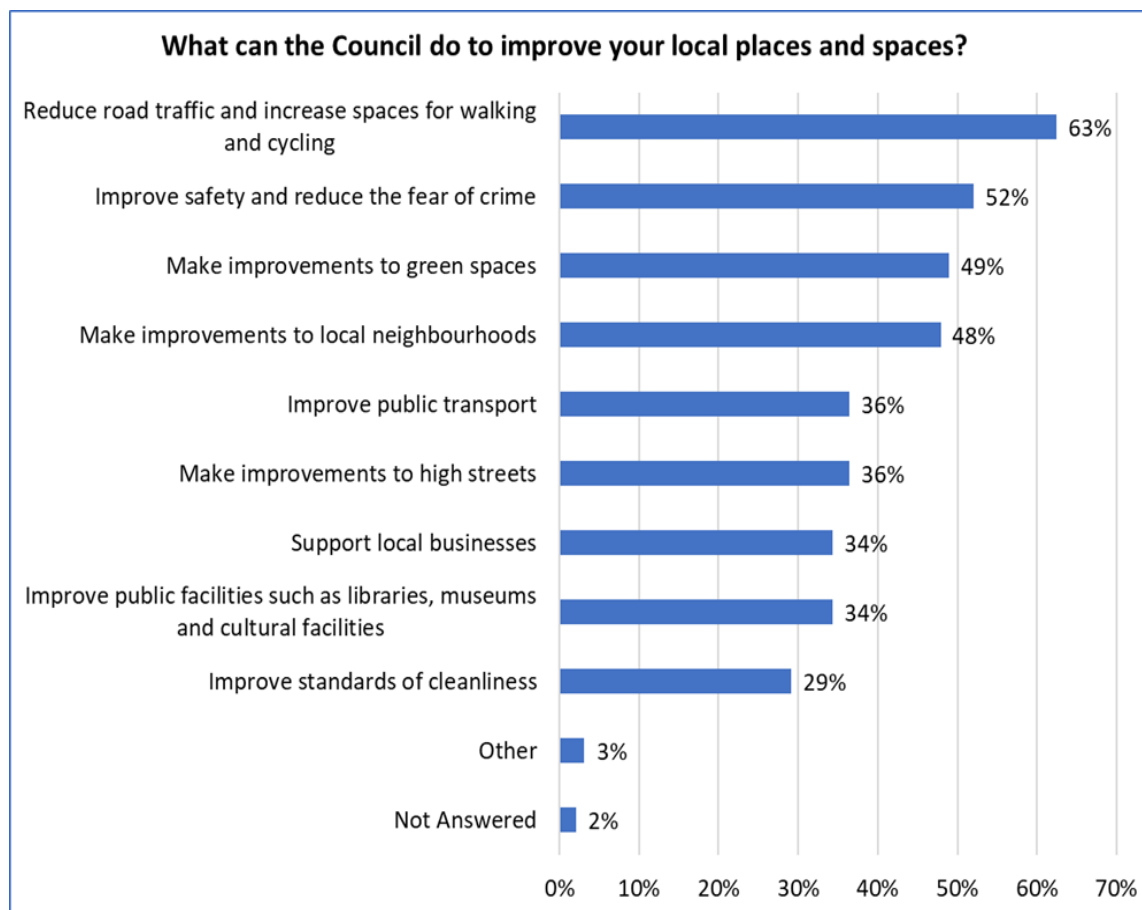
Decision making



Survey findings - Improving local places and spaces

Respondents were asked what the Council could do to improve their local places and spaces.

- A total of 63 per cent of respondents selected reduce road traffic and increase spaces for walking and cycling, whilst 52 per cent each selected improve safety and reduce the fear of crime.
- There was less support for improving public facilities such a libraries, museums and cultural facilities (34 per cent) and improve standards of cleanliness (29 per cent)



Base: 96 (all responses)



Survey comments – Local places and spaces - *Other comments*

Respondents who selected 'Other' when asked about local places and spaces were able to provide comments about any other suggestions they had. Comments made have been themed and are summarised in the table below. Examples of comments made can be seen overleaf, with the full list of themes and comments made found in the appendices report.

Theme	Count
Cycling	5
Planning	4
Community	3
Environment	2
Road safety	2
Housing	1

Base: 15 (all comments)



Survey findings – Improving local places and spaces - *Other comments*

“Introduce cycle lanes in Kensington Gardens and several buses have been eliminated (e.g. from Notting Hill to Oxford Street)... public transport should be increased not reduced!”

Cycling

“Festivals : bringing people together in shared pleasure activities at affordable prices music festivals, themed festivals.”

Community

“Allow more building but not be selling out high streets, cultural places, and entertainment venues to big developers who promise a lot and rarely deliver. Let normal people build up and improve and increase the size of homes to ease overcrowding.”

Housing



“Impose strict fines for developers and construction companies which breach their T&Cs on the noise and nuisance and out of hours work, Health and Safety measures to protect the public. The redevelopment in Wright's Lane where Boots the Chemist is, is one example of such breaches.”

Planning

“Green recovery. Switch from cars to Pedestrianising and cycling.”

Environment

“Get rid of cycle lanes, as they are danger to emergency services.”

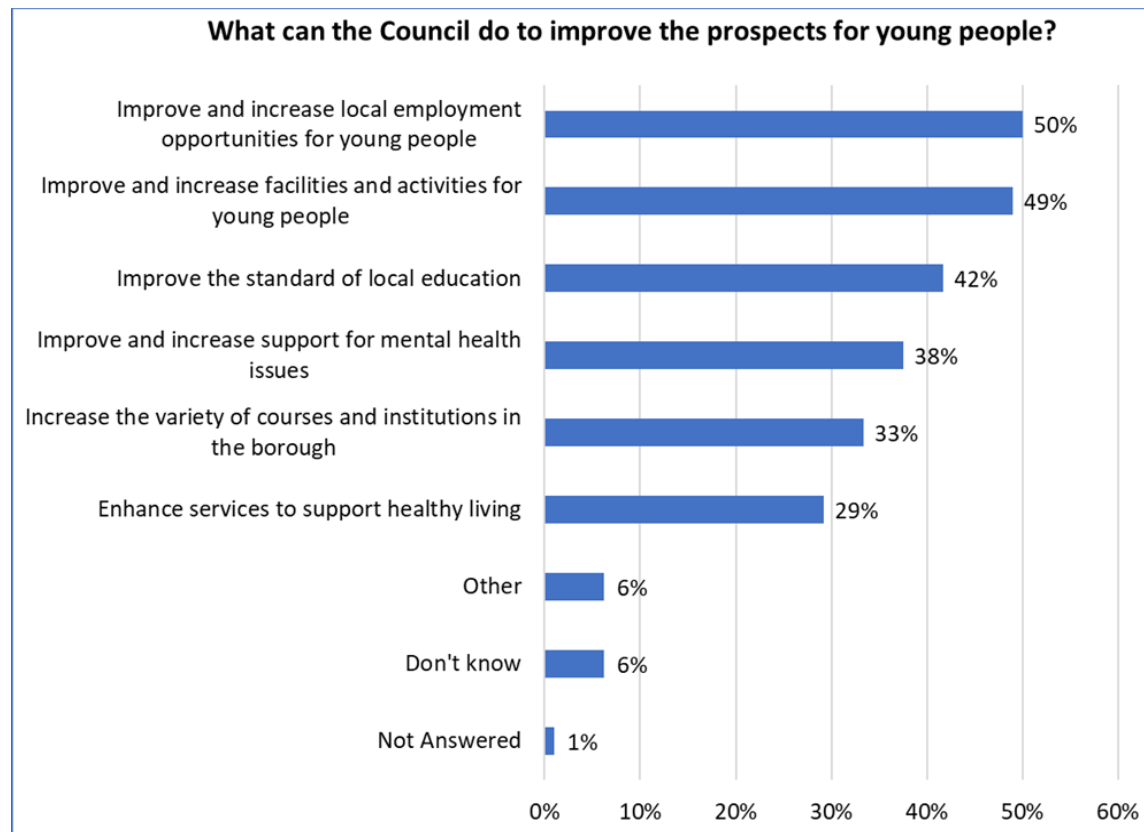
Road Safety



Survey findings - Improving the prospects for young people

Respondents were asked what the Council could do to improve the prospects for young people.

- A half (50 per cent) selected improve and increase local employment and opportunities for young people, 49 per cent selected improve and increase facilities and activities for young people, whilst 42 per cent selected improve the standard of local education.
- There was less support for enhance the services to support health living (29 per cent).



Base: 96 (all responses)



Survey comments – Improving prospects for young people - *Other comments*

Respondents who selected 'Other' when asked about improving prospects for young people were able to provide comments about any other suggestions they had. As there were only 11 comments made, and the comments were all quite varied, theming was not suitable. All comments can be seen below.

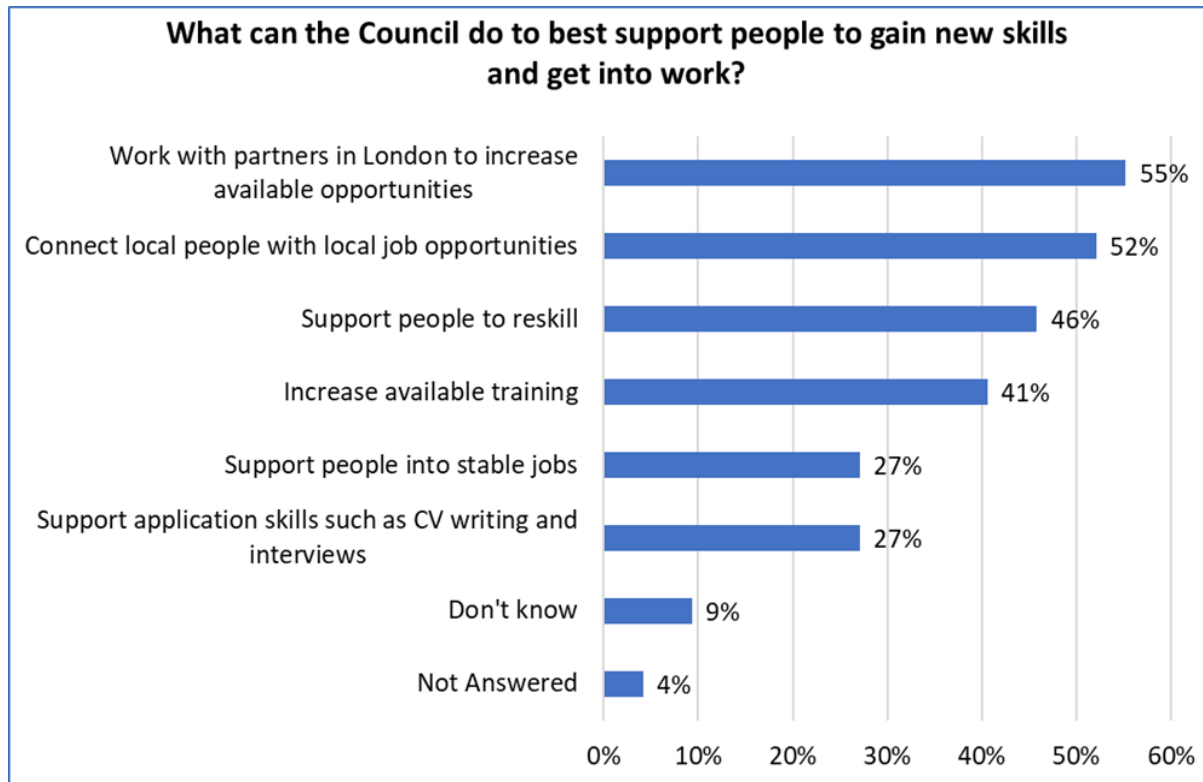
- *'All of the above except for don't know'*
- *'What about disabled people???? You don't mention them!!!'*
- *'Provide spaces where young people can meet in safety. Youth clubs'*
- *'Teach public health matters to children'*
- *'TEACHING sand JOB PLACEMENT'*
- *'Youth workers which enables personal access to problems and needs'*
- *'Increase green space and cycling'*
- *'Make it safe for them to cycle as opposed to expensive public transport or dangerous, expensive polluting private motor vehicles.'*
- *'Ban Private Schools'*
- *'From our perspective, better streets for walking and cycling are hugely beneficial for young people as it gives independence. Better street environments also create space for young people to be outside'*



Survey findings - Supporting people to gain new skills and get into work

Respondents were asked what the Council could do to best support people to gain new skills and get into work.

- Over half (55 per cent) selected work with partners in London to increase available opportunities, and 52 per cent select connect local people with local job opportunities; whilst 46 per cent selected support people to reskill.
- There was less support for supporting application skills such as CV writing and interviews (27 per cent).



Base: 96 (all responses)



Survey findings – New skills and getting people into work - *Other comments*

Respondents who selected 'Other' when asked about new skills and getting people into work were able to provide comments about any other suggestions they had. As there were only six comments made, and the comments were all quite varied, theming was not suitable. All comments can be seen below.

- *'All of the above as they go hand in hand'*
- *'Mentoring'*
- *'This is the key to independence and ethical democracy'*
- *'Help people to realise their ideas for cultural youth engagement and man to youth work (rigid selection to avoid psychopaths/ but often light offenders could be well assimilated to society providing advise and care for young boys.) With supervision like in therapy. Daily supervision, offloading, sharing issues , planning solutions.'*
- *'Lobby the Government for a living wage and to stop cronyism'*

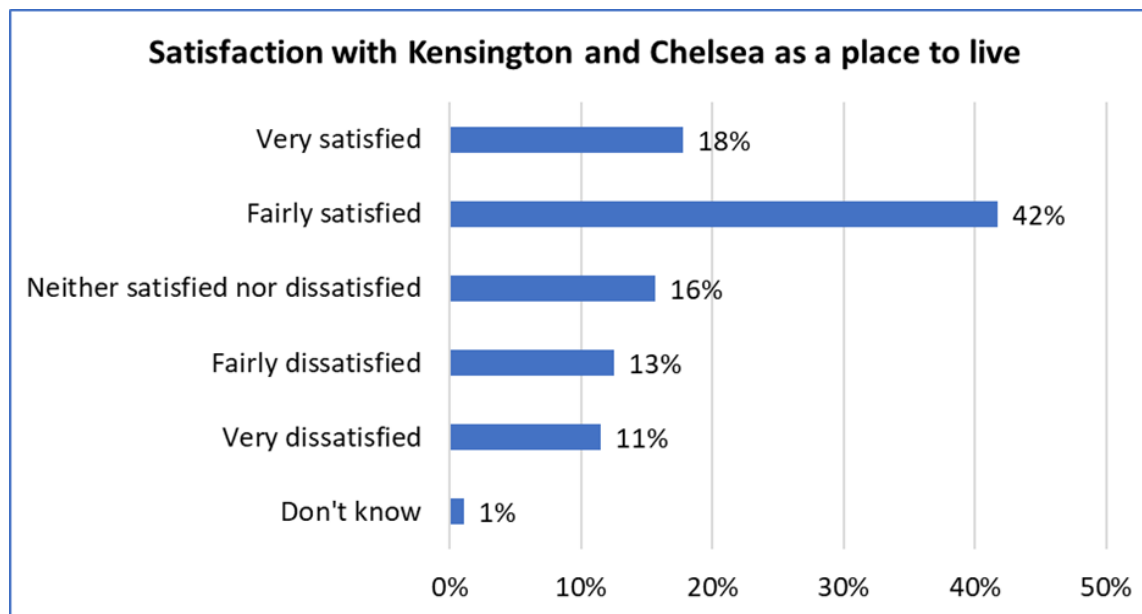


Survey findings - Satisfaction with Kensington and Chelsea as a place to live

There was a high level satisfaction with Kensington and Chelsea as a place to live amongst respondents.

- A total of 18 per cent were very satisfied and 42 per cent fairly satisfied with Kensington and Chelsea as a place to live.

- A total of 13 per cent felt fairly dissatisfied and 11 per cent very dissatisfied with Kensington and Chelsea as a place to live.



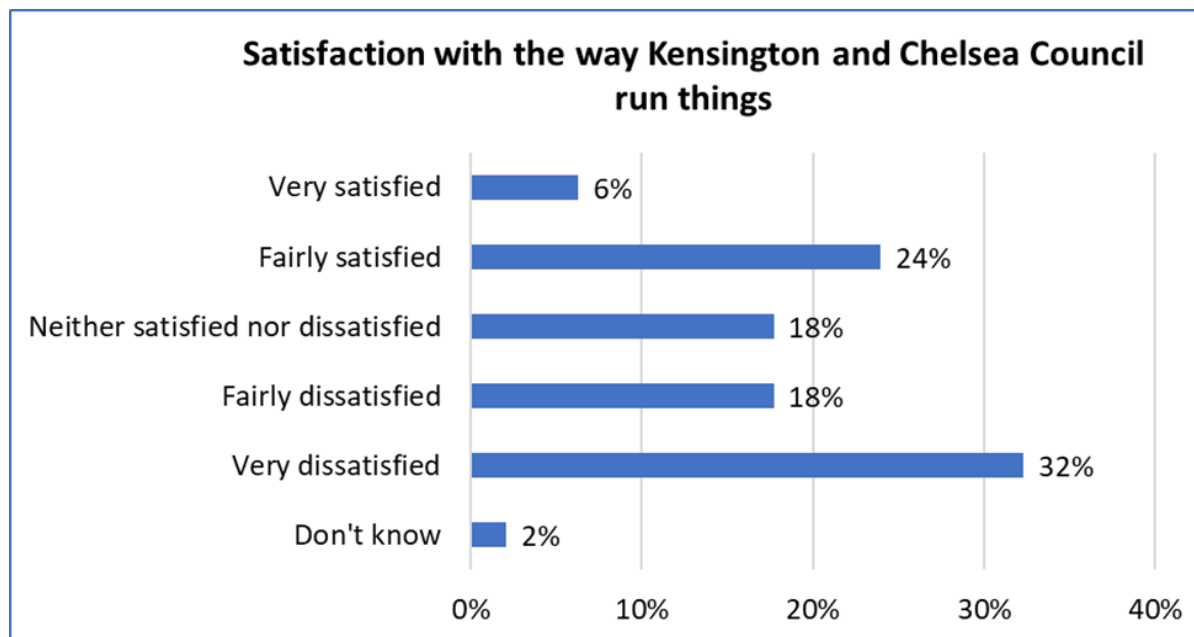
Base: 96 (all responses)



Summary charts - Satisfaction with the way Kensington and Chelsea Council run things

There was less satisfaction amongst respondents with the way that Kensington and Chelsea Council runs things.

- A total of six per cent were very satisfied and just under a quarter (24 per cent) fairly satisfied with the way Kensington and Chelsea Council runs things.
- Feelings of dissatisfaction were high, with 18 per cent fairly dissatisfied, and almost a third (32 per cent) of respondents very dissatisfied with how Kensington and Chelsea Council runs things.



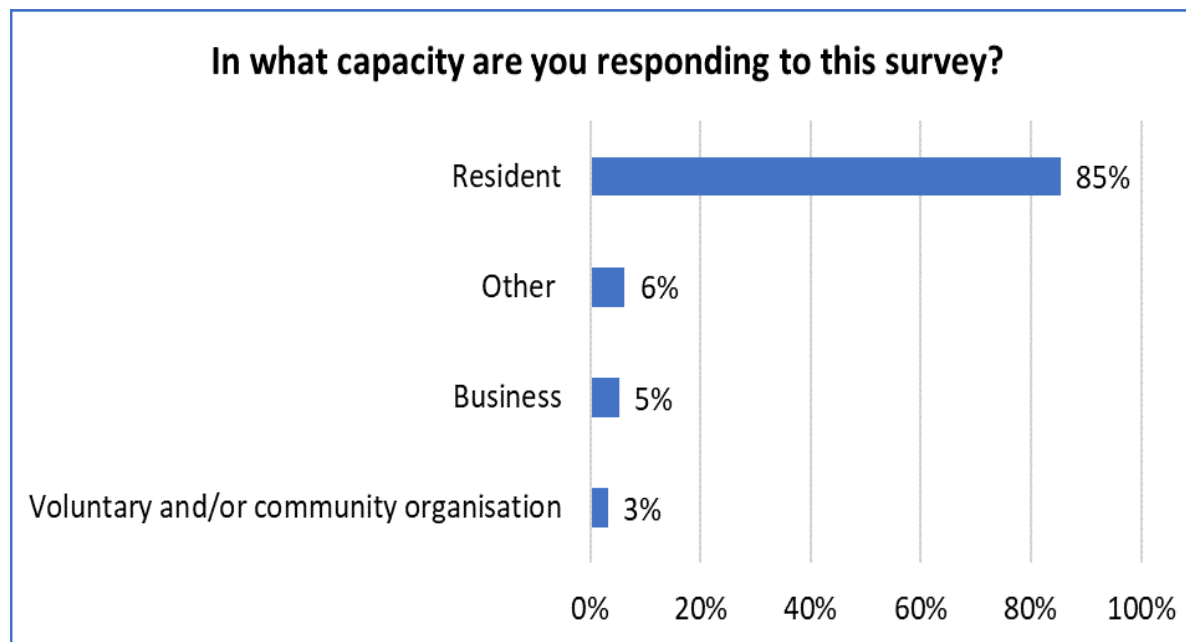
Base: 96 (all responses)



Survey findings – Capacity in which responding to the survey

Respondents were asked to identify in which capacity they were responding to the survey:

- The majority (85 per cent) of respondents to the survey were responding in the capacity of a resident
- Only five per cent of respondents were responding as a business, whilst three per cent were responding as a voluntary and/or community organisation

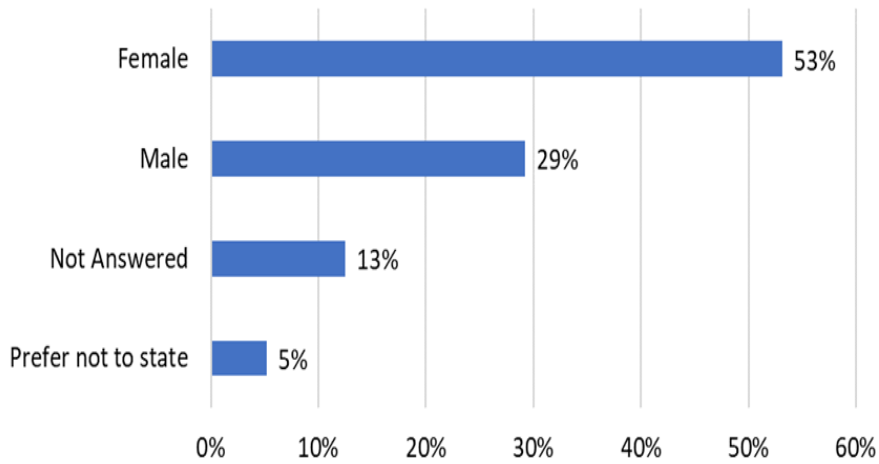


Base: 96 (all responses)

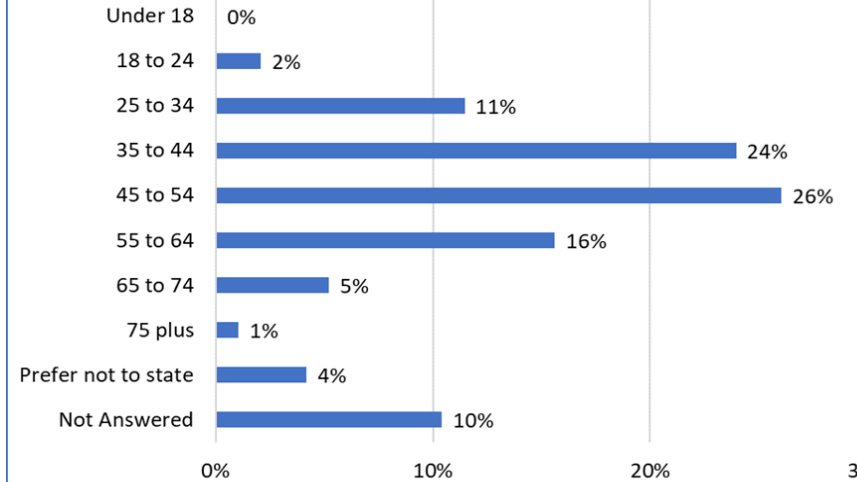


About respondents: Demographic Breakdown

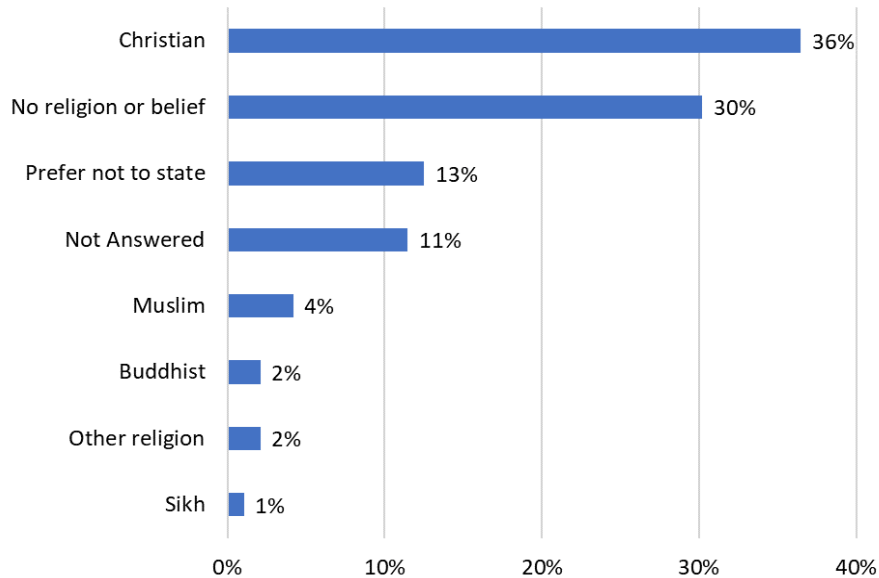
What is your sex?



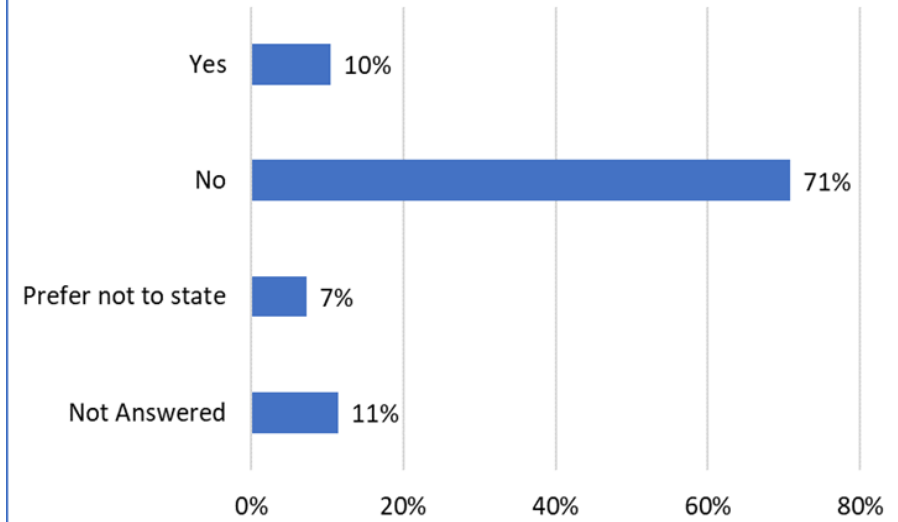
What is your age group?



What is your religion/belief?



Do you have a long-term illness, health problem or disability?



About respondents: Demographic Breakdown

