

Emslie Horniman Pleasance Playground Consultation

Consultation report and findings

November 2021

**Putting Communities First Team
The Royal Borough of Kensington and Chelsea
consult@rbkc.gov.uk**



**THE ROYAL BOROUGH OF
KENSINGTON
AND CHELSEA**

Introduction

Background

Over the last few months, the Council has sought the views of the local community about potential improvements to two playgrounds within Emslie Horniman Pleasance. The Parks Projects Team are considering the updates to the playgrounds due to the age of the equipment, surfacing and the perimeter wall which are all in need of replacing and repairing. A survey was designed which enabled respondents to share their views on what they felt was needed to improve the park. This report contains an analysis of the consultation survey, providing findings which help the Council understand the local community's views about the potential improvements at Emslie Horniman Pleasance.

Methodology and report

The survey was developed with colleagues from the Parks Projects Team. The survey was carried out by a member of the Parks Projects Team, face to face, in Emslie Horniman Pleasance. It was also promoted via the Council's communication channels, such as e-newsletters and social media.

The survey closed on 24 October 2021 and 106 submissions were received. Where graphs are shown, percentages are used. Where there were 'no responses' to questions, if these are below 5 per cent, they have been excluded from the graphs.

Appendix

The appendix contains details of all themed comments made by respondents in relation to the consultation. All other responses and data are in the report. The appendices report is available upon request.

Equalities

Equalities data is presented on the 'About Respondents: Demographic Breakdown' section.

Acknowledgements

The Council would like to thank all respondents and organisations that took the time to take part in the exercise and gave their views.



Results at a glance – Public survey findings

- **Satisfaction with large playground:** A net total of 52 per cent were **satisfied** with the current large playground (12 per cent very satisfied, 40 per cent satisfied). Whilst a net total of 24 per cent of respondents were **dissatisfied** with the current large playground (17 per cent dissatisfied, seven per cent very dissatisfied).
- **Type of material used in the large playground:** The majority (83 per cent) of respondents outlined that they would like the equipment to be made out of **Wood/Timber/Natural** materials. Just below a quarter (24 per cent) of respondents would like to see the equipment made out of **Metal**.
- **Seating in and around the large playground area:** A total of 65 per cent of respondents selected **No, there should be more seating and benches** whilst just over a quarter (28 per cent) of respondents selected **Yes, there is a good amount of seating and benches**.
- **Types of equipment in the large playground:** A total of 72 per cent of respondents selected **Learn and Play** and **Jumper/Trampoline** and 71 per cent **Multi-unit/Climbing frames**. The least popular options were **Sculpture Features** (25 per cent) and **Sand pit/Box** (36 per cent).
- **Preference for pathfinder area space to remain a playground:** Around three quarters (76 per cent) of respondents outlined that they **would** like to see the space remain as a playground area. A total of eight per cent of respondents outlined that they **would not** like to see the space remain as a playground area. A total of 16 per cent of respondents selected **Don't know**.
- **Types of equipment in the pathfinder playground:** A total of 63 per cent of respondents selected **Jumper/Trampoline** and **Multi-unit/Climbing frames**. The least popular option was **Dynamic/Spinning equipment** (25 per cent)
- **Support for keeping the equipment in the pathfinder playground a natural, timber look:** Nearly two thirds (65 per cent) of respondents **supported** the idea of keeping the equipment in the pathfinder playground with the same natural, timber look. A total of 12 per cent of respondents **did not support** the idea of keeping the equipment in the pathfinder playground with the same natural, timber look, whilst 17 per cent of respondents selected **Don't know**.



Section 1: Large Playground

Putting Communities First Team
The Royal Borough of Kensington and Chelsea
consult@rbkc.gov.uk

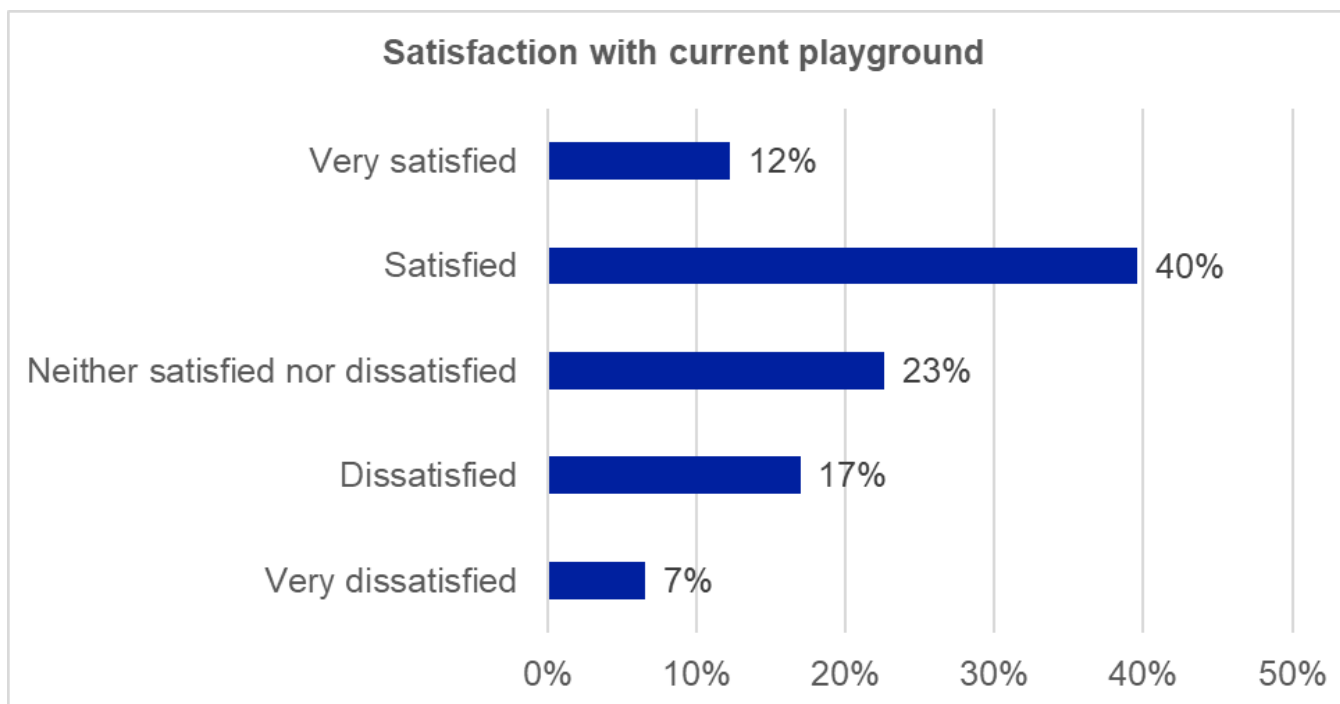


THE ROYAL BOROUGH OF
KENSINGTON
AND CHELSEA

Satisfaction with current large playground area

Respondents were asked to outline how satisfied, or dissatisfied, they were with the current large playground in Emslie Horniman Pleasance:

- A net total of 52 per cent were **satisfied** with the current large playground (12 per cent very satisfied, 40 per cent satisfied).
- Whilst a net total of 24 per cent of respondents were **dissatisfied** with the current large playground (17 per cent dissatisfied, seven per cent very dissatisfied).



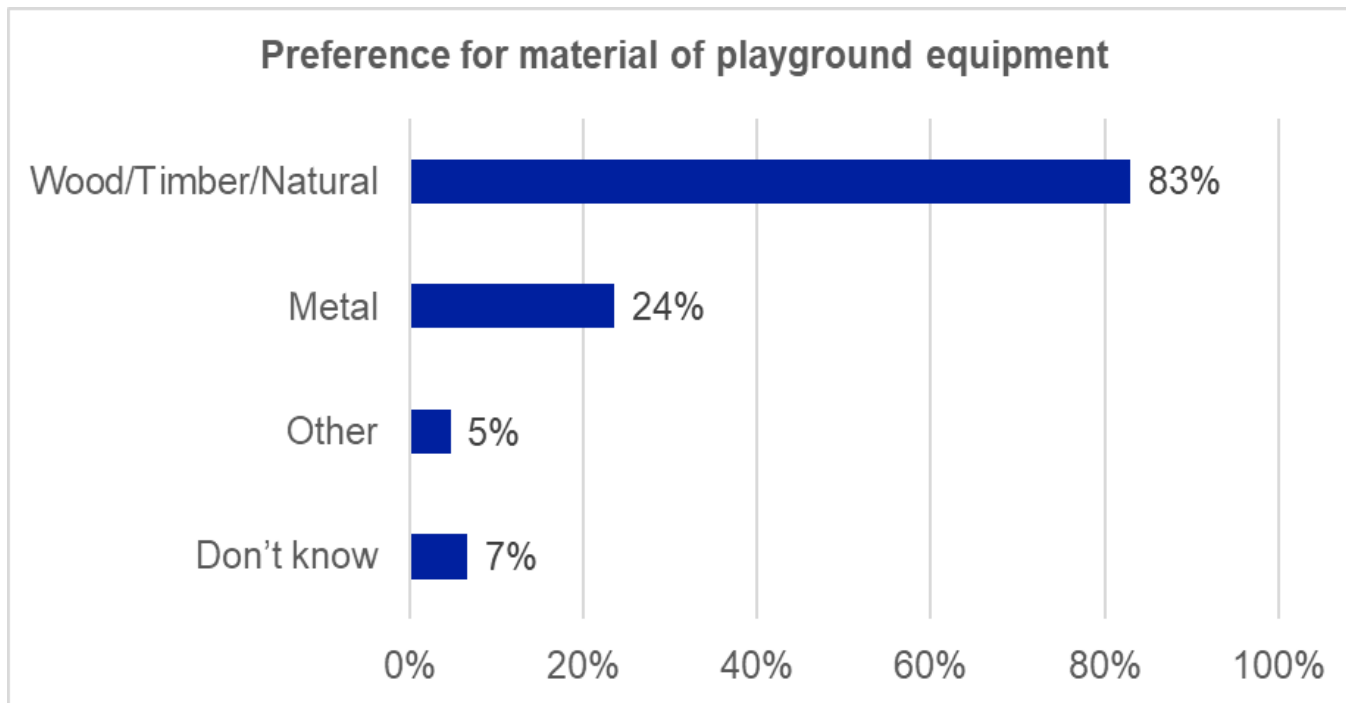
Base: 106 (all responses)



Type of material the large playground equipment should be made out of

Respondents were asked to select all options that they would like to see the large playground equipment to be made from:

- The majority (83 per cent) of respondents outlined that they would like the equipment to be made out of **Wood/Timber/Natural materials**.
- Just below a quarter (24 per cent) of respondents would like to see the equipment made out of **Metal**.



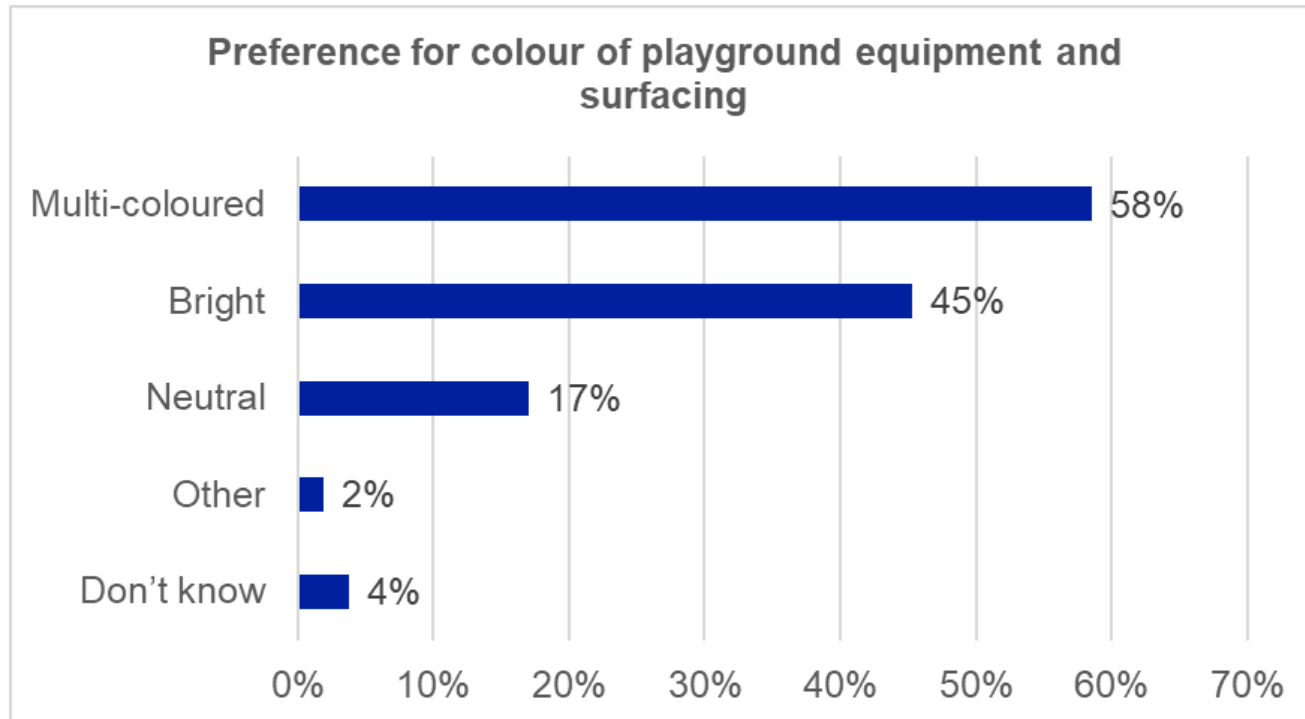
Base: 106 (all responses)



Types of colours for the equipment and surfacing in the large playground area

Respondents were asked to select all colours that they would like to see throughout the playground for the equipment and the surfacing:

- A total of 58 per cent of respondents selected **Multi-coloured**, whilst a total of 45 per cent of respondents selected **Bright colours**.
- A total of 17 per cent of respondents preferred a **Neutral** colour scheme for the playground equipment and surfacing.



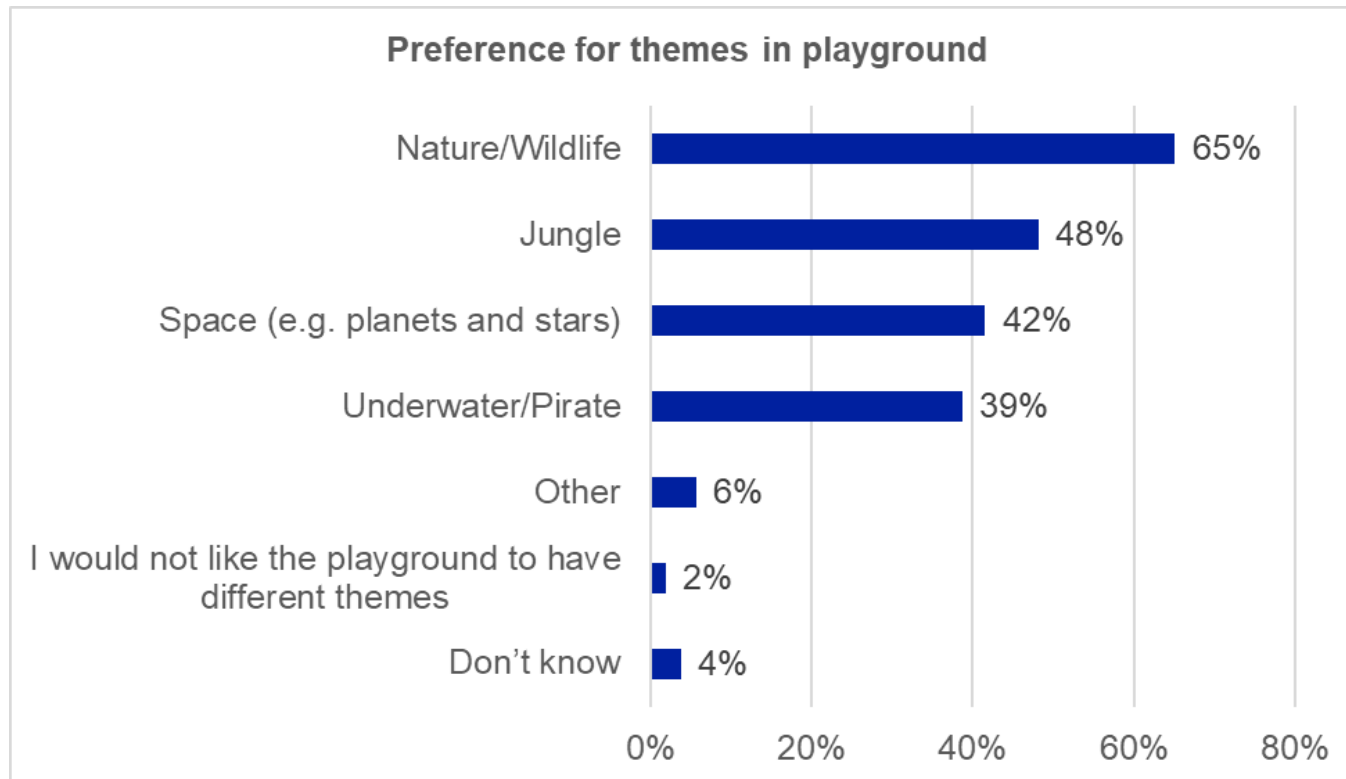
Base: 106 (all responses)



Preference for themes in the large playground area

Respondents were asked to select all themes they would like to see included in the large playground area:

- A total of 65 per cent of respondents preferred a theme of **Nature/Wildlife** to be included in the playground area.
- Nearly half (48 per cent) of respondents preferred a **Jungle** theme, whilst 42 per cent selected a **Space** theme.
- A total of 39 per cent of respondents selected **Underwater/Pirate**.



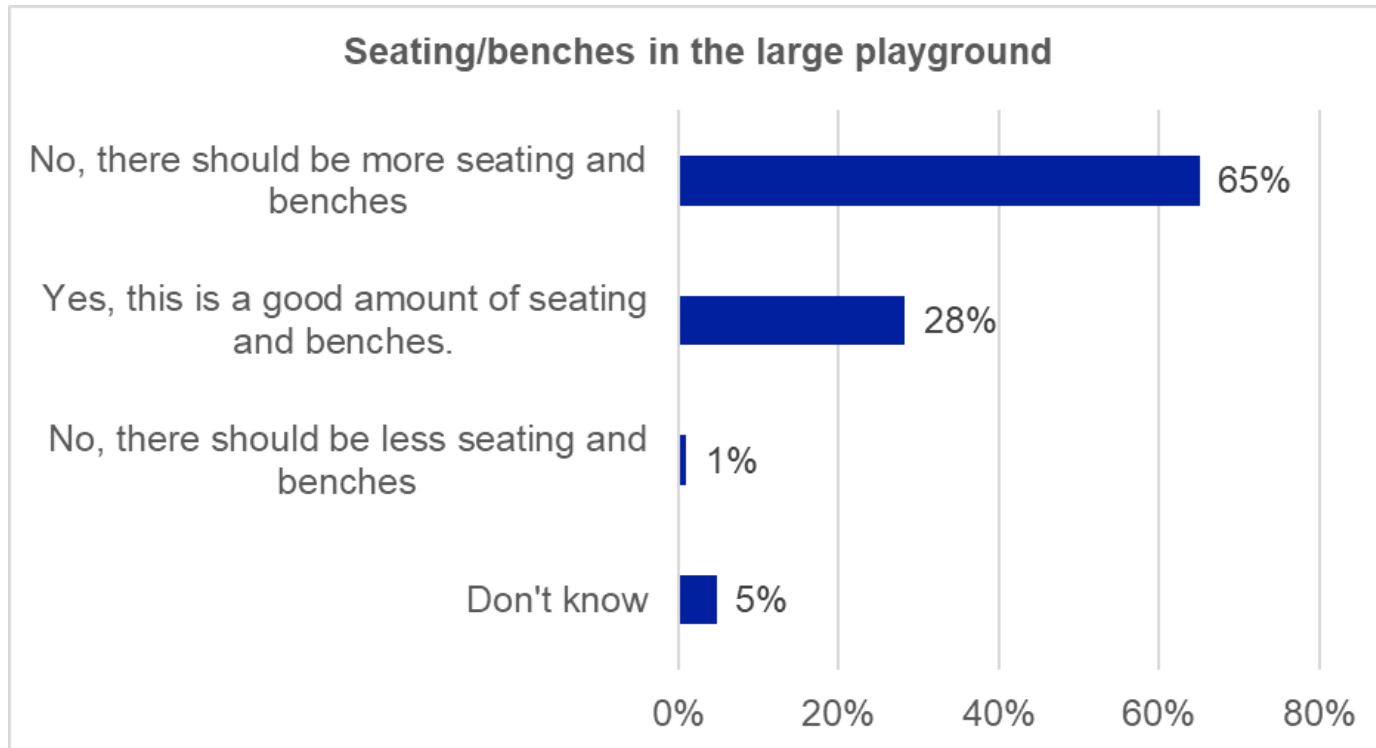
Base: 106 (all responses)



Seating in and around the large playground area

Respondents were asked if they felt the large playground had the correct amount of seating and benches:

- A total of 65 per cent of respondents selected **No, there should be more seating and benches.**
- Just over a quarter (28 per cent) of respondents selected **Yes, there is a good amount of seating and benches.**
- A total of one per cent of respondents selected **No, there should be less seating and benches.**



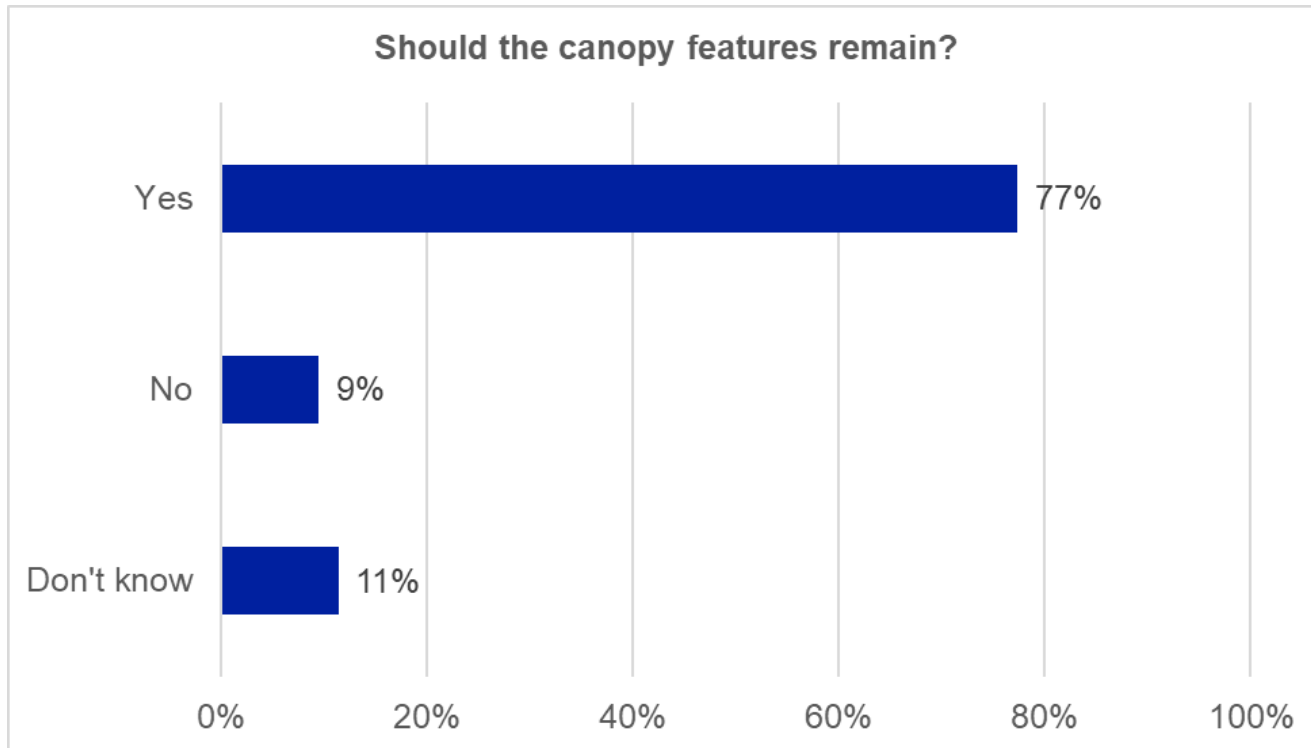
Base: 106 (all responses)



Canopy (covered area) features in the large playground area

Respondents were asked if they felt the canopy (covered area) features should remain within the large playground:

- Over three quarters (77 per cent) per cent of respondents selected **Yes**.
- Whilst a total of nine per cent of respondents selected **No**.
- A total of 11 per cent of respondents selected **Don't know**.



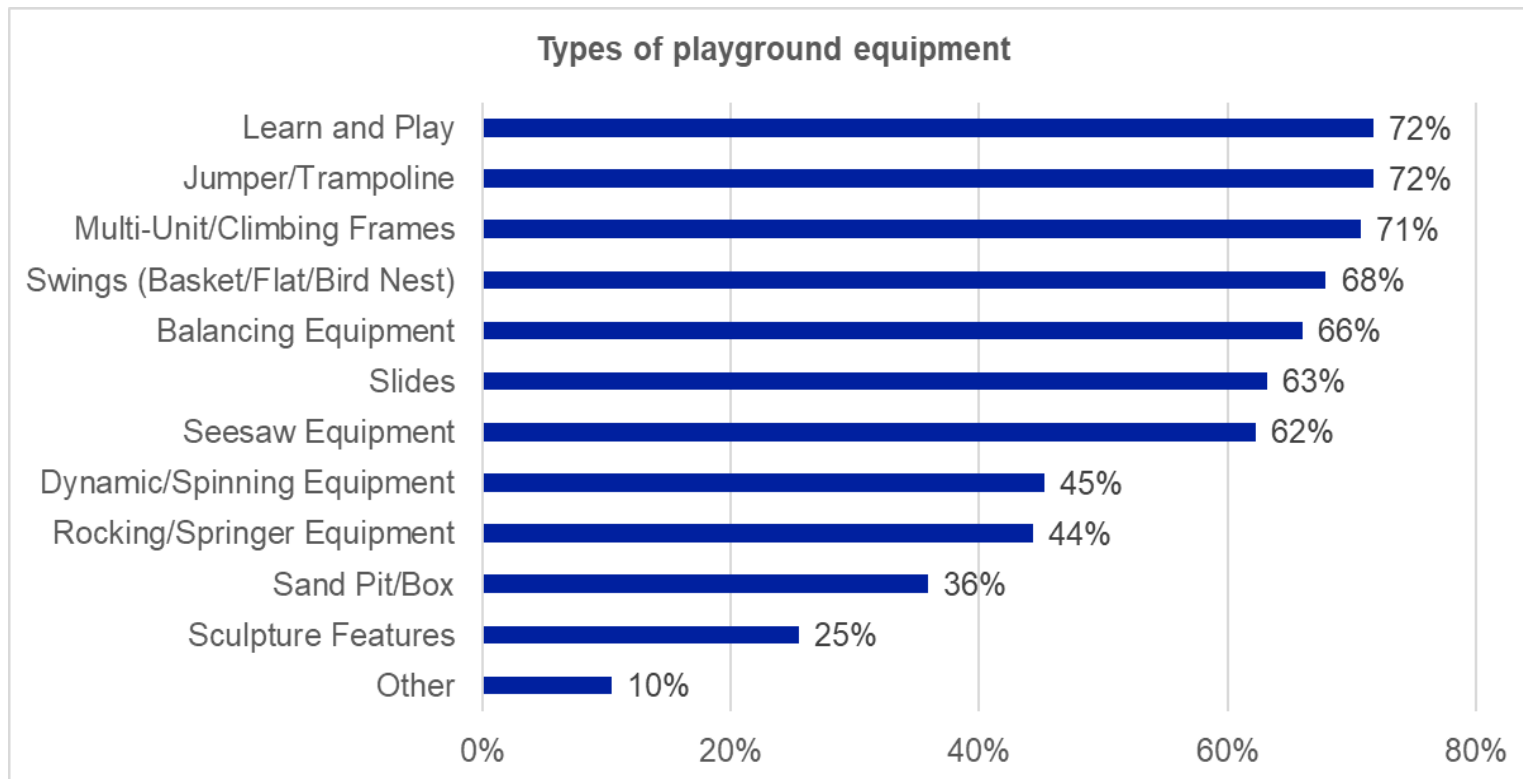
Base: 106 (all responses)



Types of playground equipment to be included in the large playground area

Respondents were asked to select all options of equipment that they would like to see included in the large playground:

- A total of 72 per cent of respondents selected **Learn and Play** and **Jumper/Trampoline** and 71 per cent **Multi-unit/Climbing frames**.
- The least popular options were **Sculpture features** (25 per cent) and **Sand pit/Box** (36 per cent).
- There were *14 comments* made as part of the **other** response, and these can be seen in the appendix document.



Base: 106 (all responses)

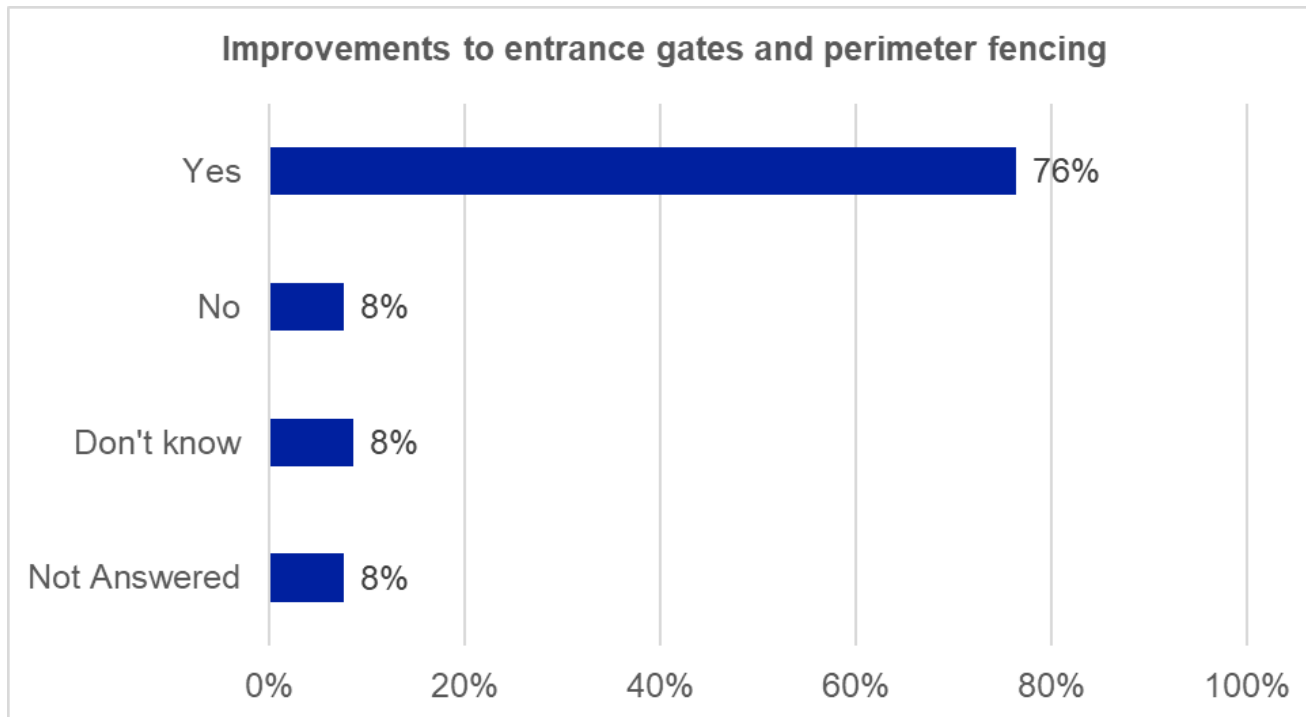


THE ROYAL BOROUGH OF
KENSINGTON
AND CHELSEA

Improvements to entrance gates and perimeter fencing around the large playground area

Respondents were asked if they would like to see improvements made to the entrance gates and perimeter fencing:

- A total of 76 per cent of respondents **would** like to see improvements made to the entrance gates and perimeter fencing.
- Whilst eight per cent of respondents **would not** like to see improvements made.
- A total of eight per cent of respondents selected **don't know**.



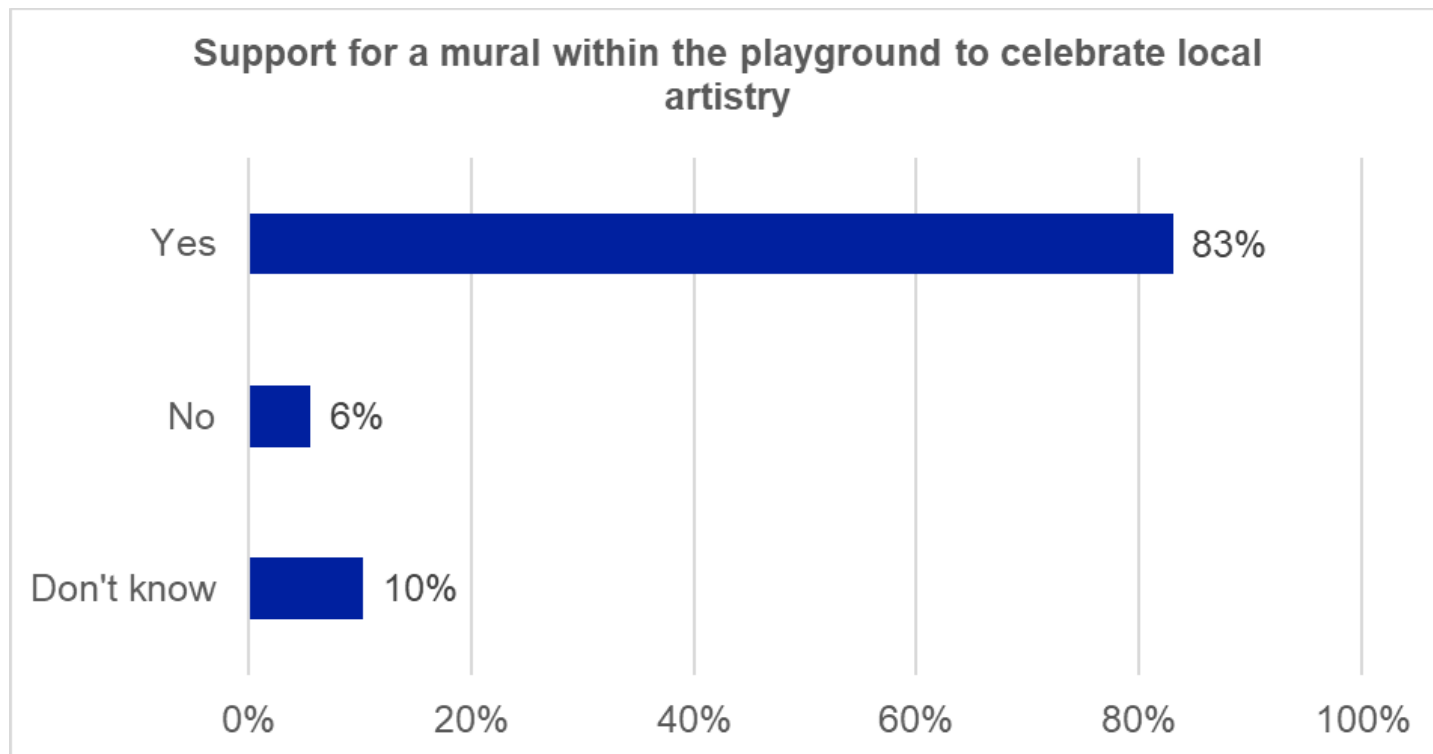
Base: 106 (all responses)



Support for mural within the large playground area

Respondents were asked if they would support a mural within the playground to celebrate local artistry:

- The majority (83 per cent) of respondents **would** like to see a mural within the playground to celebrate local artistry.
- Whilst six per cent of respondents **would not** like to see a mural within the playground.
- A total of ten per cent of respondents selected **don't know**.



Base: 106 (all responses)



Further comments about the large playground area

Respondents were asked if they had any further comments about the large playground area and were able to provide any further comments or suggestions they had. Comments made have been themed and are summarised in the table below. Examples of comments made can be seen overleaf, and the full list of themes and comments made can be found in appendix two.

Theme	Count
Repairs and maintenance	17
Safety and Security	14
Improved seating/table options	6
Increased/improved playground equipment	6
Bigger Canopies/covered areas	5
Art/aesthetics/design	5
Cleaner toilet facilities	4
Separate space for older/younger children	4
Accessibility	3
Keep some of the original features	2
Other	2
Dog area	1

Base: 70 (all comments)



Further comments about the large playground area

“The playground is excellent but resources need to be committed to keeping it in good condition.”

Repairs and maintenance

“There are some unsafe areas that need repairing/replacing (5 swings are unsafe). Kids always run into them.”

Safety and Security

“More picnic benches and tables. More seating area in the play ground for the parents as it gets very busy as school hours.”

Improved seating/table options

“Please, a large covered area for rain/hit days...am out in all-weather with son who always is dressed for the weather- but being in direct sun/rain for hours is not doable

Bigger Canopies/covered areas



“Generally really like this playground and the art features/planets but it has become a little dilapidated and needs improvements. Some of the equipment gets very hot when its sunny.”

Repairs and maintenance

“Entrance gates are way to easy for children to leave. My 2 year old can open it.”

Safety and Security

“More swings would be a vast improvement.”

Increased/improved playground equipment

“It’s such a fantastic playground design, please base the new design closely on the existing one.”

Art/aesthetics/design



THE ROYAL BOROUGH OF
KENSINGTON
AND CHELSEA

Section 2: Pathfinder Playground

Putting Communities First Team
The Royal Borough of Kensington and Chelsea
consult@rbkc.gov.uk

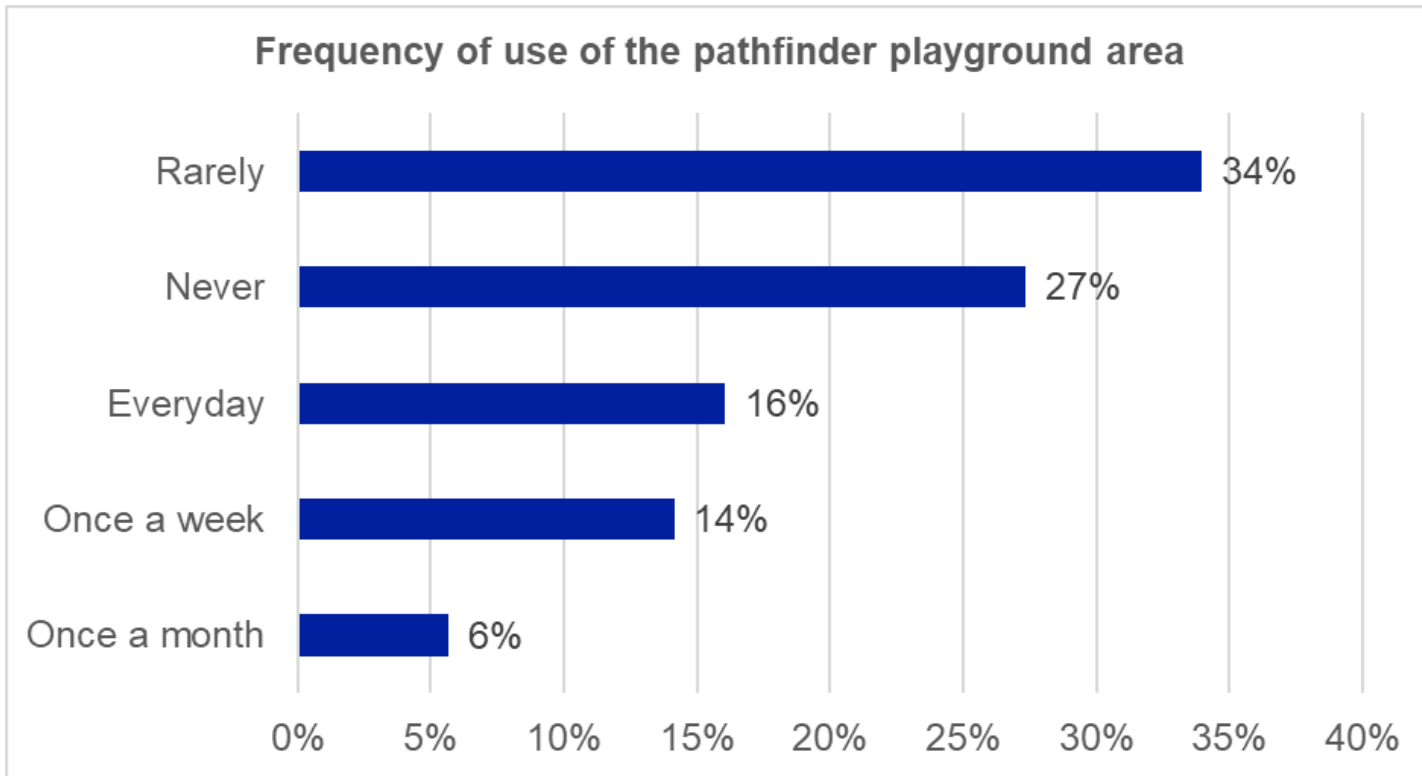


THE ROYAL BOROUGH OF
KENSINGTON
AND CHELSEA

Frequency of use of the pathfinder playground area

Respondents were asked how often they used the pathfinder playground area:

- A total of 34 per cent of respondents outlined that they **Rarely** used the pathfinder playground area.
- A total of 27 per cent of respondents **Never** used the pathfinder playground area, whilst 16 per cent used it **Everyday**.
- A total of 14 per cent of respondents used it **Once a week** and six per cent used it **Once a month**.



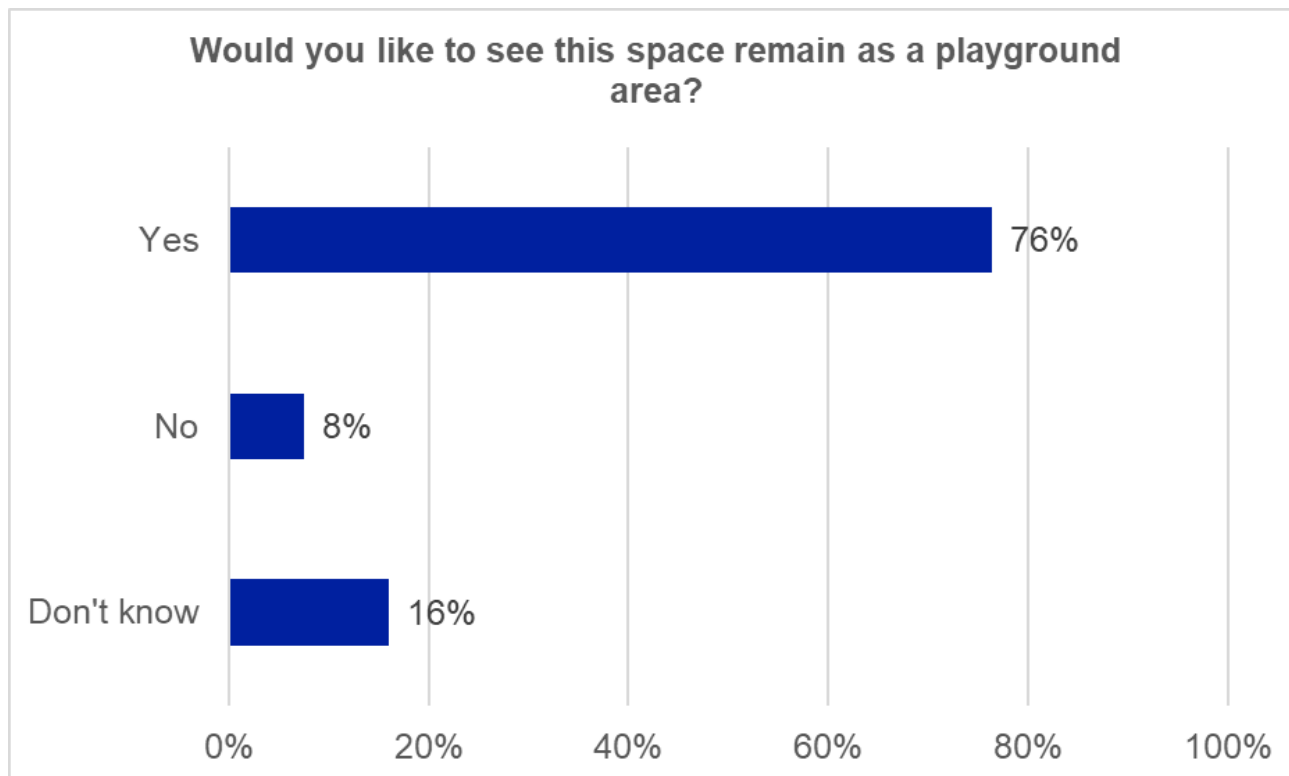
Base: 106 (all responses)



Preference for pathfinder area space to remain a playground

Respondents were asked if they would like to see the space where the pathfinder playground area is, to remain as a playground area:

- Around three quarters (76 per cent) of respondents outlined that they **would** like to see the space remain as a playground area.
- A total of eight per cent of respondents outlined that they **would not** like to see the space remain as a playground area.
- A total of 16 per cent of respondents selected **Don't know**.



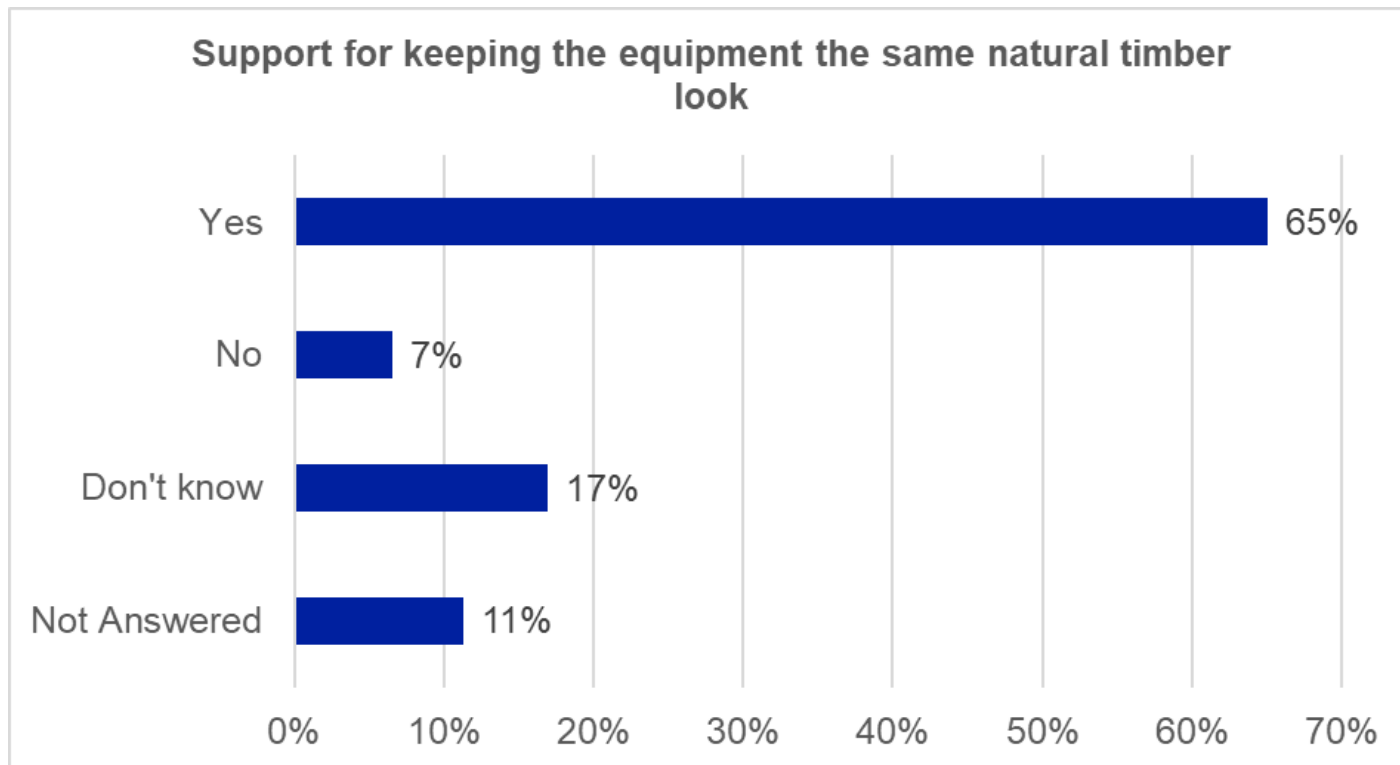
Base: 106 (all responses)



Support for keeping the equipment in the pathfinder playground a natural, timber look

Respondents were asked if they would support keeping the equipment in the pathfinder playground with the same natural, timber look:

- Nearly two thirds (65 per cent) of respondents **supported** the idea of keeping the equipment in the pathfinder playground with the same natural, timber look.
- A total of 12 per cent of respondents **did not support** the idea of keeping the equipment in the pathfinder playground with the same natural, timber look.
- Whilst 17 per cent of respondents selected **Don't know**.



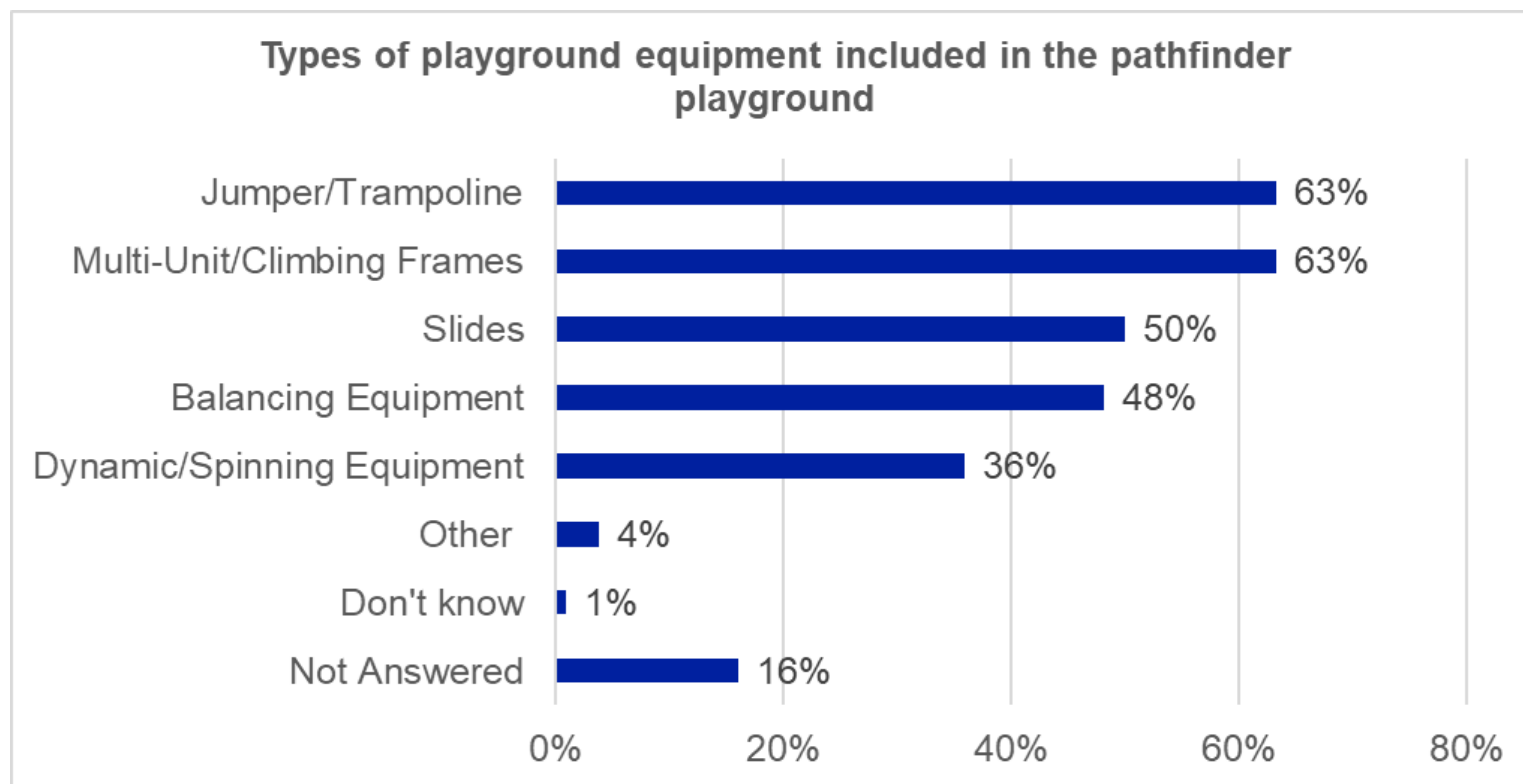
Base: 106 (all responses)



Types of playground equipment to be included in the pathfinder playground area

Respondents were asked to select all options of equipment that they would like to see included in the pathfinder playground:

- A total of 63 per cent of respondents selected **Jumper/Trampoline** and **Multi-unit/Climbing frames**.
- The least popular option was **Dynamic/Spinning equipment** (25 per cent).
- There were *six comments* made as part of the **other** response, and these can be seen in the appendix document.



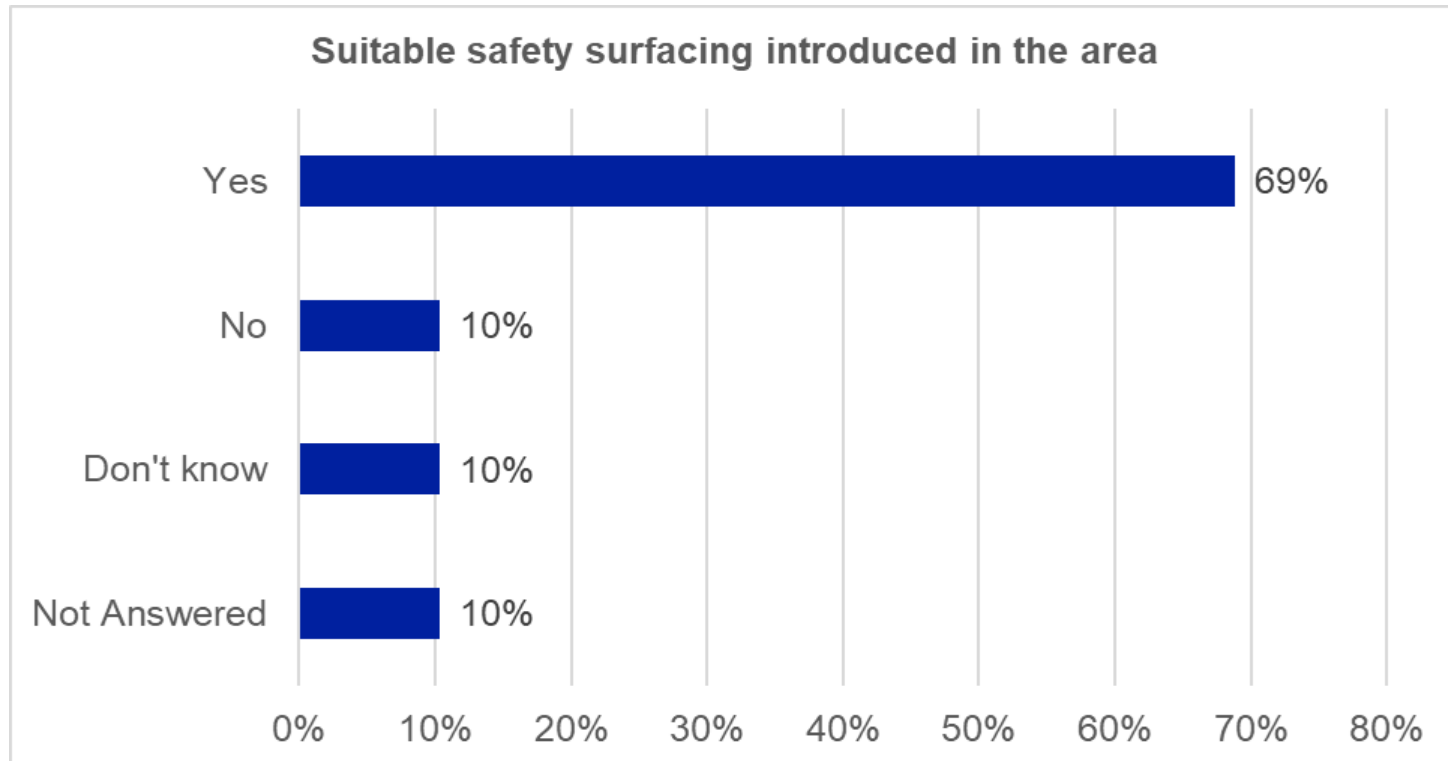
Base: 106 (all responses)



Surfacing of the pathfinder playground area

Respondents were asked if they would like to see suitable safety surfacing (e.g. rubber mulch or artificial turf) introduced in the pathfinder playground area:

- Over two thirds (69 per cent) of respondents **would** like to see suitable safety surfacing introduced.
- A total of ten per cent of respondents **would not** like to see suitable surfacing introduced in the pathfinder playground area.
- A total of ten per cent of respondents selected **Don't know**.



Base: 106 (all responses)



Further comments about the pathfinder playground

Respondents were asked if they had any further comments about the pathfinder playground and were able to provide any further comments or suggestions they had. Comments made have been themed and are summarised in the table below. Examples of comments made can be seen overleaf, and the full list of themes and comments made can be found in appendix two.

Theme	Count
Equipment/features	9
Happy with the play area	5
Cleanliness	5
Unaware/don't use the area	4
Suitability for different age groups	4
Flooring	4
Landscaping/Planting	4
repairs and maintenance	4
Safety and security	3
Increased visibility within the park	2
More/better seating	2
Nature/Natural	2

Base: 48 (all comments)



Further comments about the pathfinder playground

“Needs to be kept natural and un-programmatic for older children’s imaginative play.”

Equipment/features

“Some physical/play equipment for older primary school children would be great. Always dirty and not kept in great condition.”

Equipment/features

“We are very pleased with the current choice of materials and themes.”

Happy with the play area



“It is very dirty and dull. The dog pit/toilet is too close to the area and does not help. It does not feel safe. It is not attractive as it is, so dirty.”

Cleanliness

“I rarely see people using the area so please change it.”

Unaware/don’t use the area

“My older children ages 6-8 like and enjoy playing in this area. Not so much my 2 year old.”

Suitability for different age groups

“The ground to be smooth - not with bumps where children and adults trip over and especially toddlers.”

Flooring



Section 3: About You – Demographic Breakdown

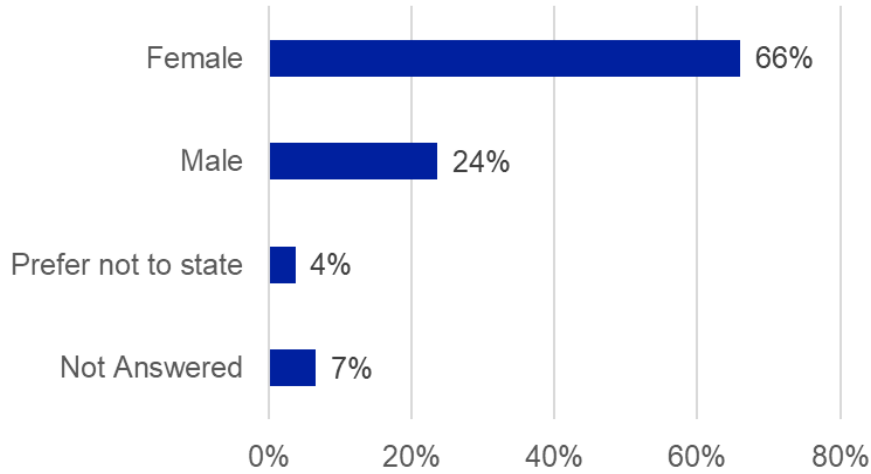
**Putting Communities First Team
The Royal Borough of Kensington and Chelsea
consult@rbkc.gov.uk**



THE ROYAL BOROUGH OF
KENSINGTON
AND CHELSEA

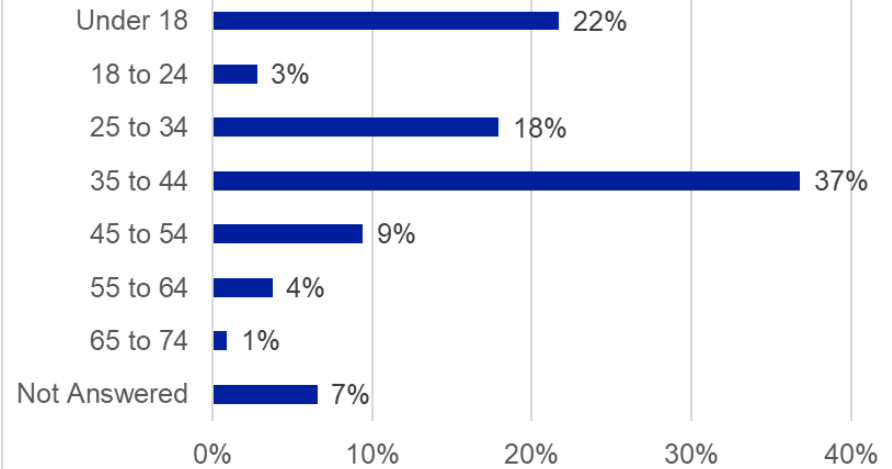
About respondents: Demographic Breakdown

What is your sex?



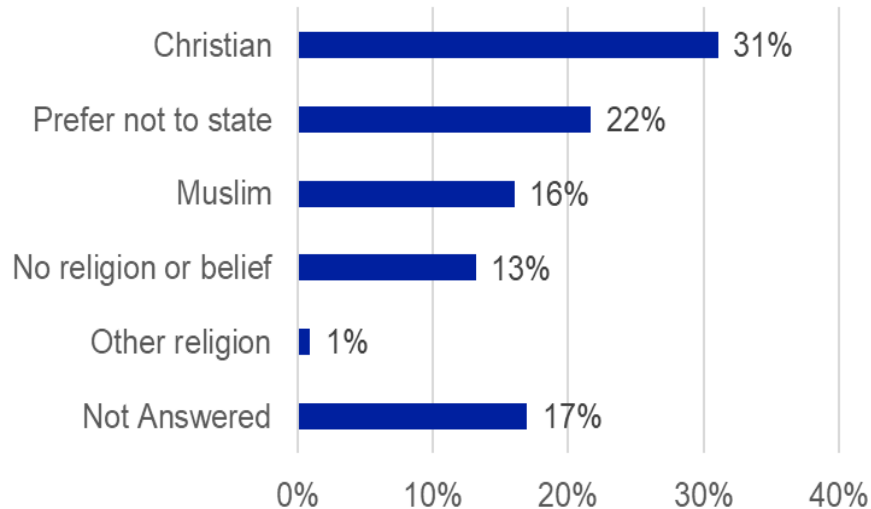
Base: 106 (all responses)

What is your age group?



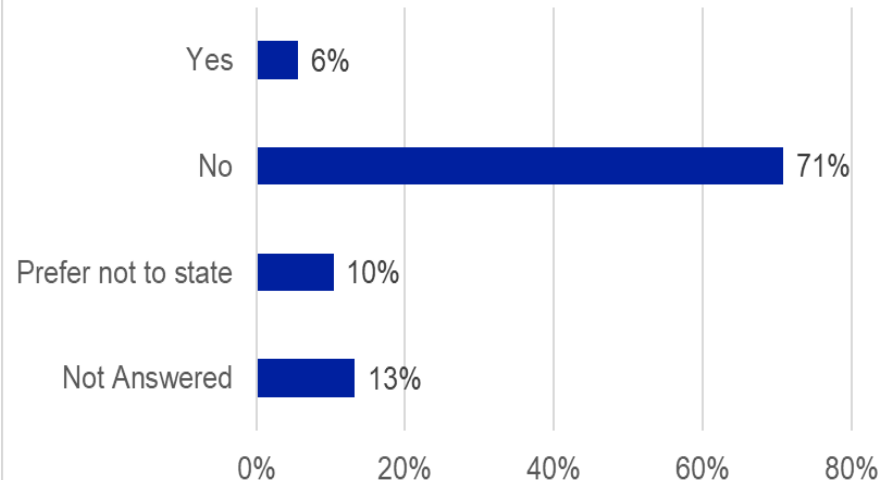
Base: 106 (all responses)

What is your religion?



Base: 106 (all responses)

Do you have a long-term illness, health problem or disability?



Base: 106 (all responses)

About respondents: Demographic Breakdown

