

St Luke's Gardens –

Consultation report and findings

October 2022

**Putting Communities First Team
The Royal Borough of Kensington and Chelsea
consult@rbkc.gov.uk**



**THE ROYAL BOROUGH OF
KENSINGTON
AND CHELSEA**

Introduction

Background

The Parks Projects Team, on behalf of Kensington and Chelsea Council, sought the views of residents on the proposed refurbishment of the children's play area and climbing rock area at St Luke's Gardens. The current play equipment and surfacing needed updating due to the age of the equipment and surfacing reaching the end of serviceable life. The Parks Projects Team also wished to understand if the climbing rock area is well used and what alternatives this space could be used for, if any.

Methodology and report

The survey was developed with colleagues from the Parks Projects Team and promoted via the Council's communication channels, such as e-newsletters and social media, as well as letter drops to the local area. The survey closed on 17 October 2022 and 107 online submissions were received. Where graphs are shown, percentages are used. Where questions received a low number of comments, theming was not suitable, however all comments can be found in the appendix document.

Appendix

The appendix contains details of all themed comments made by respondents in relation to the consultation. All other responses and data are in this report. The appendices document is available upon request.

Equalities

Equalities data is presented on the 'About Respondents: Demographic Breakdown' section.

Acknowledgements

The Council would like to thank all respondents and organisations that took the time to take part in the exercise and gave their views.



Results at a glance – Public survey findings

- **Satisfaction with current playground area:** A total of 11 per cent of respondents were **very** satisfied whilst over half (54 per cent) of respondents were **satisfied**. A total of 12 per cent of respondents were **dissatisfied** with the current playground.
- **Preference for the type of material :** A total of 80 per cent of respondents preferred the equipment to be made out of a **wood/timber/natural material**. The second most popular material was **metal** with 23 per cent of respondents outlining that they preferred this material.
- **Preference of colours throughout the playground:** Nearly half (49 per cent) of respondents preferred **multi-coloured** whilst 37 per cent preferred a **neutral** colour scheme. A total of 21 per cent of respondents preferred **bright** colours throughout the playground.
- **Preference of type of safety surfacing in the playground:** Nearly half (43 per cent) of respondents preferred a **mixture of surface types** whilst 39 per cent preferred a **wet-pour rubber**. A total of seven per cent of respondents preferred **rubber bonded mulch** and 4 per cent preferred **artificial grass**.
- **Preference for playground to be themed:** A total of 32 per cent said **yes** whilst nearly half (47 per cent) said **no**. A total of 22 per cent of respondents responded **don't know**.
- **Views on seating in and around the playground area:** A total of 72 per cent of respondents said **yes, there is a good amount of seating and benches**. A total of 26 per cent of respondents said **no, there should be more seating and benches**.
- **Preference for type of playground equipment:** A total of 77 per cent of respondents selected **multi-unit/climbing frames**, whilst 71 per cent selected **swings** and **slides**. The least selected options were **rocking/springer equipment** (39 per cent) and **dynamic/spinning equipment** (42 per cent).



Section 1: Playground area and rock climbing area

Putting Communities First Team
The Royal Borough of Kensington and Chelsea
consult@rbkc.gov.uk

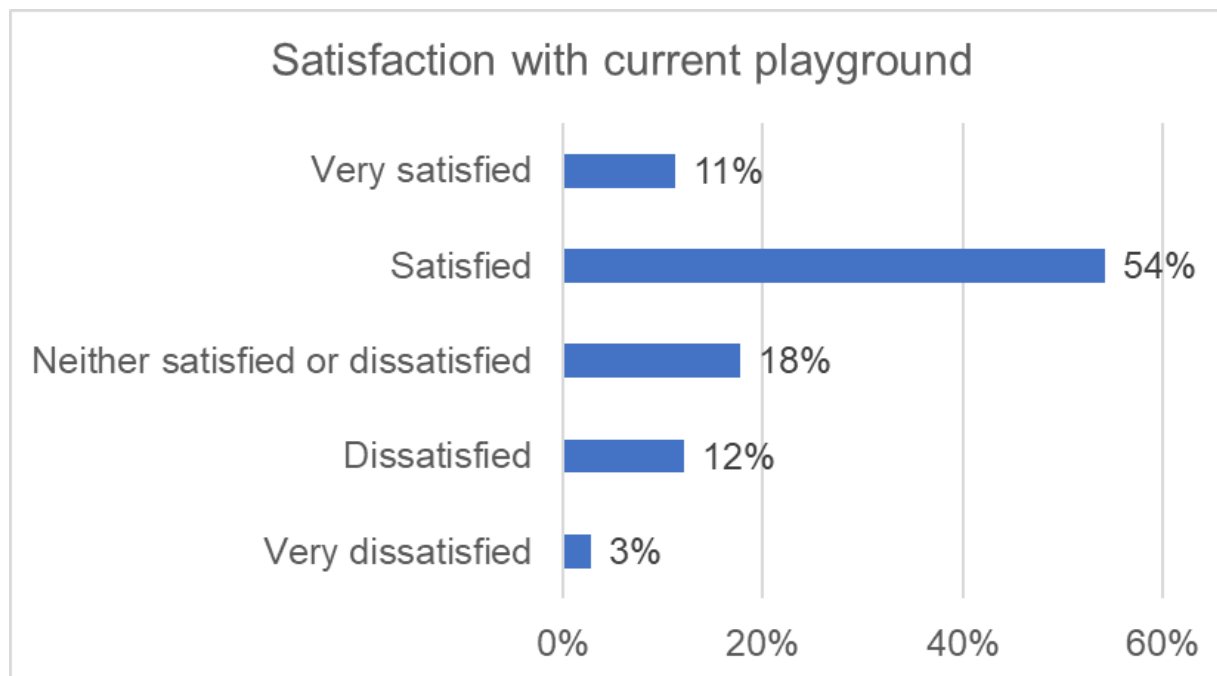


THE ROYAL BOROUGH OF
KENSINGTON
AND CHELSEA

Satisfaction with the current playground

Respondents were asked if they were satisfied with the current playground.

- A total of 11 per cent of respondents were **very** satisfied whilst over half (54 per cent) of respondents were **satisfied**.
- A total of 12 per cent of respondents were **dissatisfied** with the current playground whilst three per cent were very dissatisfied.



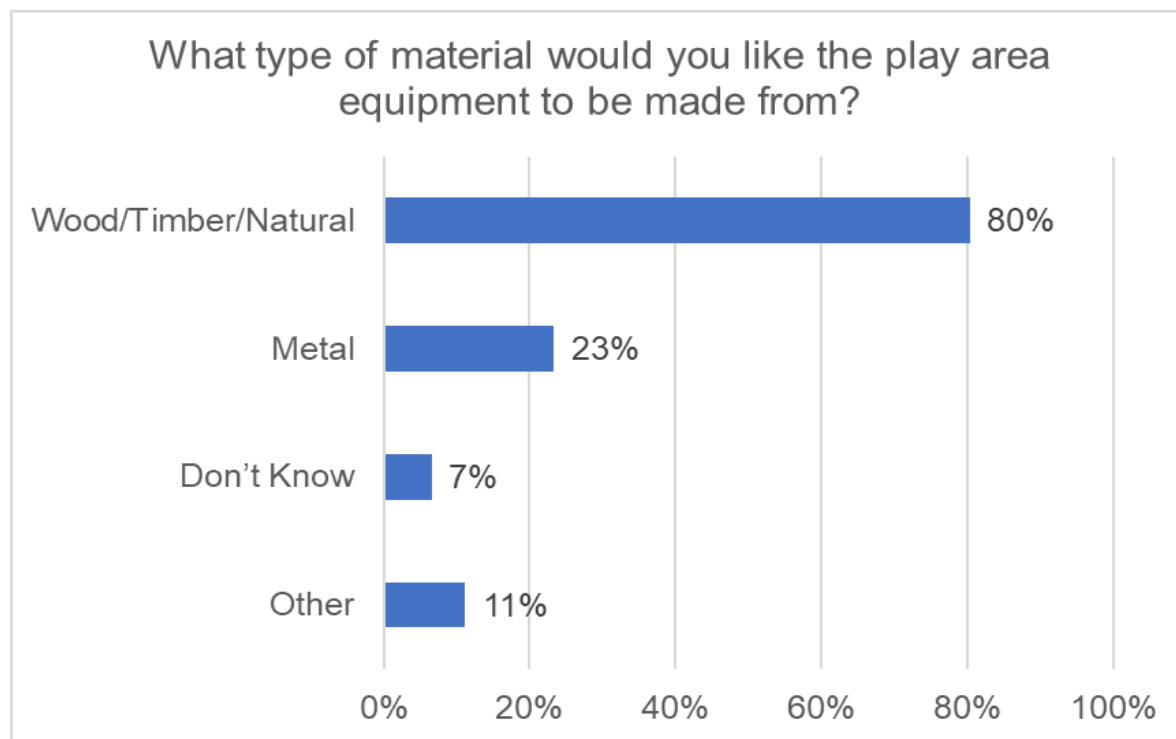
Base: 107 (all responses)



Preference for type of material that play equipment is made out of

Respondents were asked what type of material they would like the play area equipment to be made out of.

- A total of 80 per cent of respondents preferred the equipment to be made out of a **wood/timber/natural material**.
- The second most popular material was **metal** with 23 per cent of respondents outlining that they preferred this material.



Base: 107 (all responses)



Preference for type of material of playground equipment - Comments

Respondents who responded 'other' when asked what type of material they would like the play area equipment to be made out of were able to provide suggestions. Comments made have been themed and are summarised in the table below. Examples of comments made can be seen on the next page. Themes with two or more comments are shown in the table below. The full list of themes and comments are included in the appendix document.

Theme	Count
Rubber	7
Plastic	4
Keep it the same	3
Wood	2

Base: 19 (all comments)



Preference for type of material of playground equipment - Comments

“Safety rubber.”

Rubber

“Rubber flooring.”

Rubber

“Plastic, no wood splinters.”

Plastic



“No need of specific material, the existing one is very nice.”

Keep it the same

“The best playground is the “pirate ship” playground (Diana memorial one). It is mostly made of wood but also feels much less urban than others like Holland Park playground.”

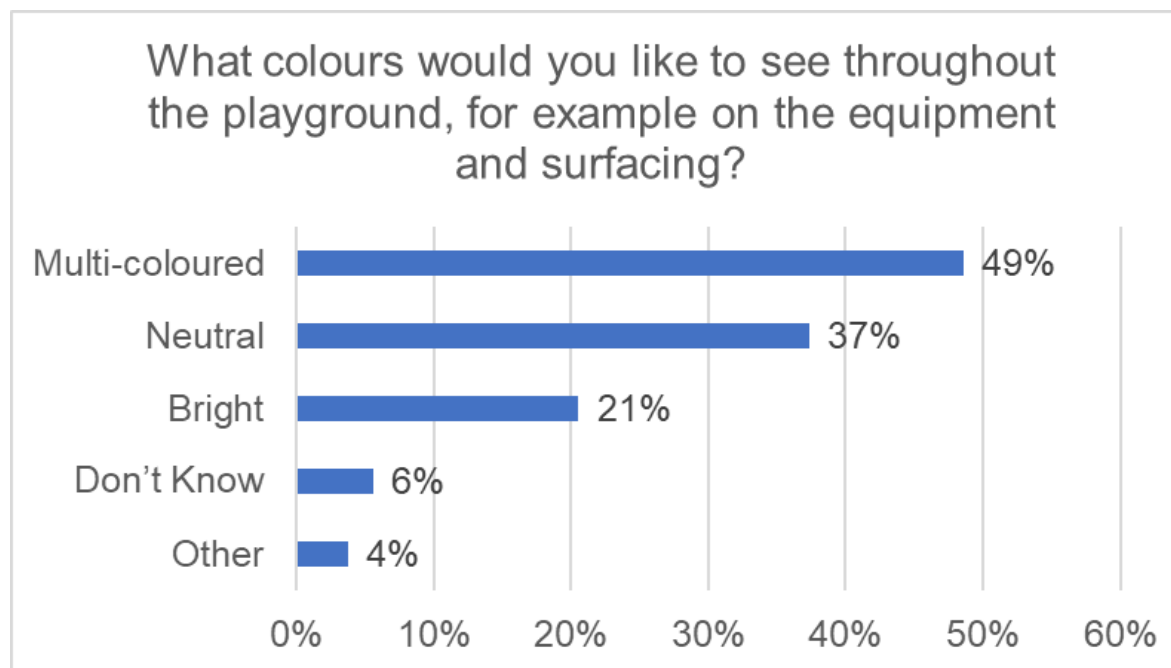
Wood



Preference of colours throughout the playground

Respondents were asked which colours they would like to see throughout the playground:

- Nearly half (49 per cent) of respondents preferred **multi-coloured** whilst 37 per cent preferred a **neutral** colour scheme.
- A total of 21 per cent of respondents preferred **bright** colours throughout the playground.



Base: 107 responses



Preference of colours throughout the playground - Comments

Respondents who responded 'other' when asked what type of material they would like the play area equipment to be made out of were able to provide suggestions. Due to the low number of comments (11 comments) they have all been listed below.

- “Something natural and not too urban”
- “Definitely black as my son is white and I hate losing him in the slide”
- “To blend in with the surroundings, natural materials and natural colours”
- “As it blends well with the environment”
- “We like purples, browns tasteful colours, not bright/ garish”
- “Neutral, maybe with a bit of colour”
- “BLUE”
- “Green and wooden tones”
- “RAINBOW COLOURS TO SUIT EVERYONE”
- “Not bright”
- “Colours that accompany the environment of the church background so quiet neutral nothing too bright”

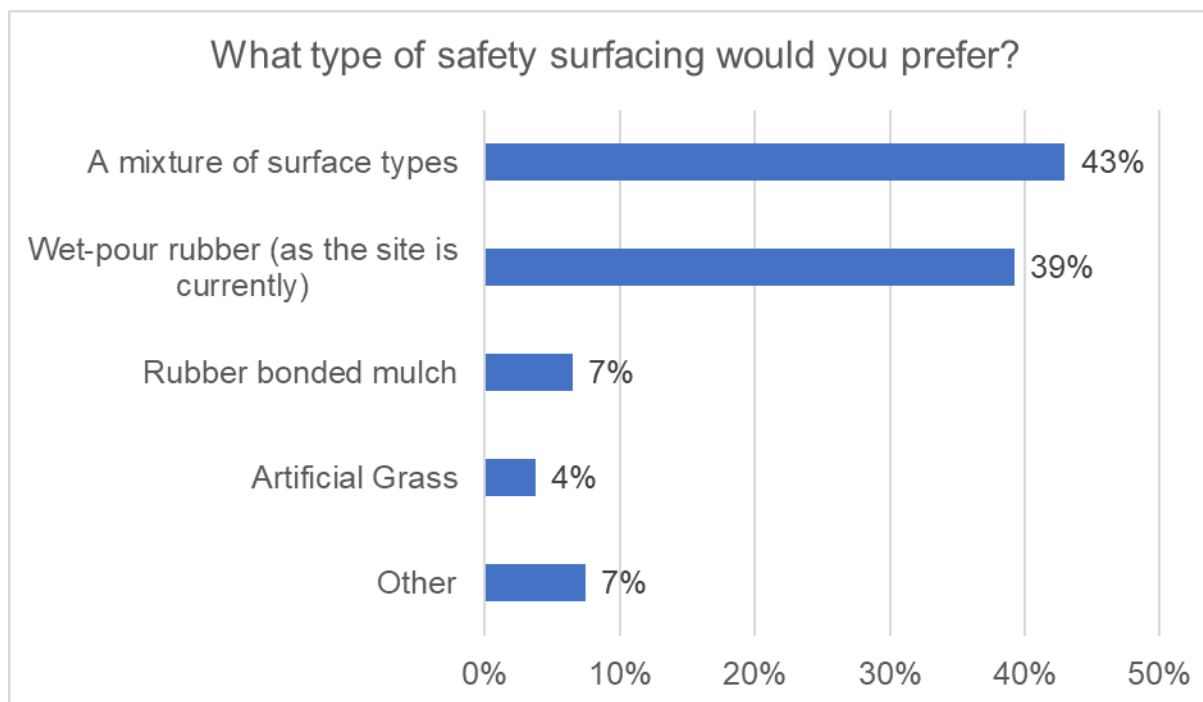
Base: 11 (all comments)



Preference of type of safety surfacing in the playground

Respondents were asked which safety surfacing they would like to see throughout the playground:

- Nearly half (43 per cent) of respondents preferred **a mixture of surface types** whilst 39 per cent preferred a **wet-pour rubber**.
- A total of seven per cent of respondents preferred **rubber bonded mulch** and 4 per cent preferred **artificial grass**.



Base: 107 responses



Preference of type of safety surfacing in the playground - Comments

Respondents who responded 'other' when asked what type of safety surfacing they would like throughout the playground to be were able to provide suggestions. Comments made have been themed and are summarised in the table below. Examples of comments made can be seen on the next page. Themes with two or more comments are shown in the table below. The full list of themes and comments are included in the appendix document.

Theme	Count
Natural	5
Rubber-based	5
Artificial grass	4
Wood-based	2
Safety is most important	2

Base: 21 (all comments)



Preference of type of safety surfacing in the playground - Comments

“Whatever is most sustainable.”

Natural

“Anything natural.”

Natural

“Wet-pour and rubber bonded mulch.”

Rubber-based



“Rubber bonded mulch.”

Rubber-based

“Artificial grass is more attractive.”

Artificial Grass

“Wood base.”

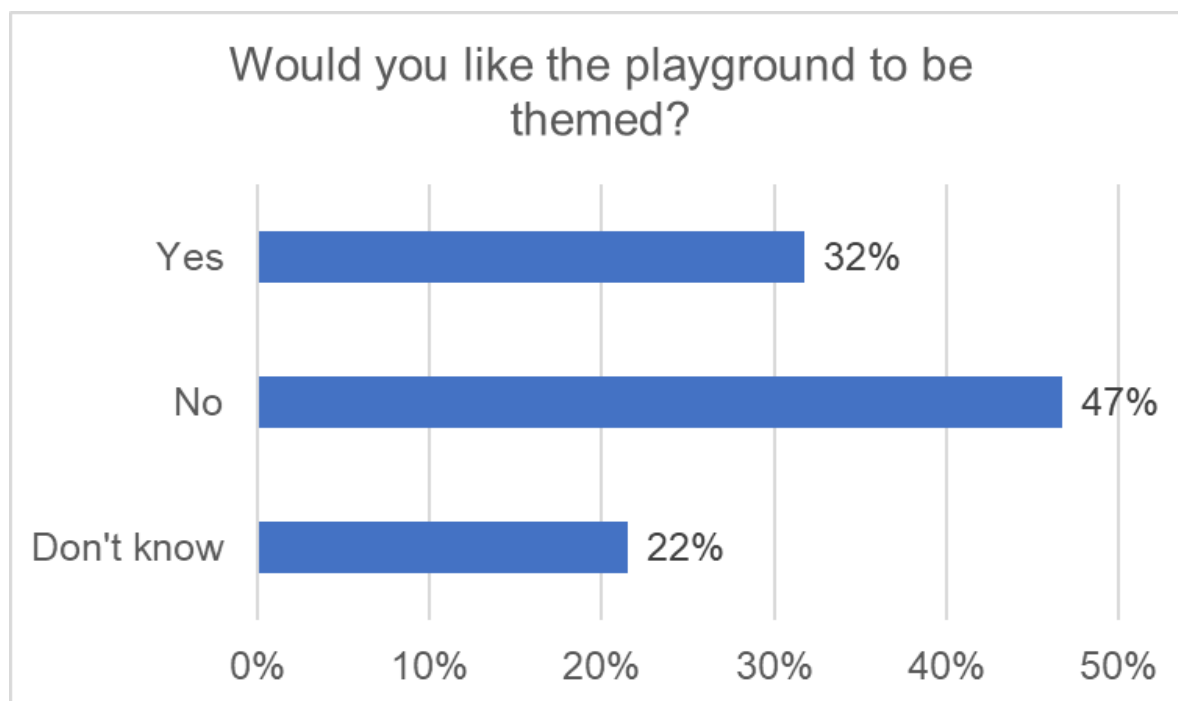
Wood-based



Preference for playground to be themed

Respondents were asked if they would like the playground to be themed:

- A total of 32 per cent said **yes** whilst nearly half (47 per cent) said **no**.
- A total of 22 per cent of respondents responded **don't know**.



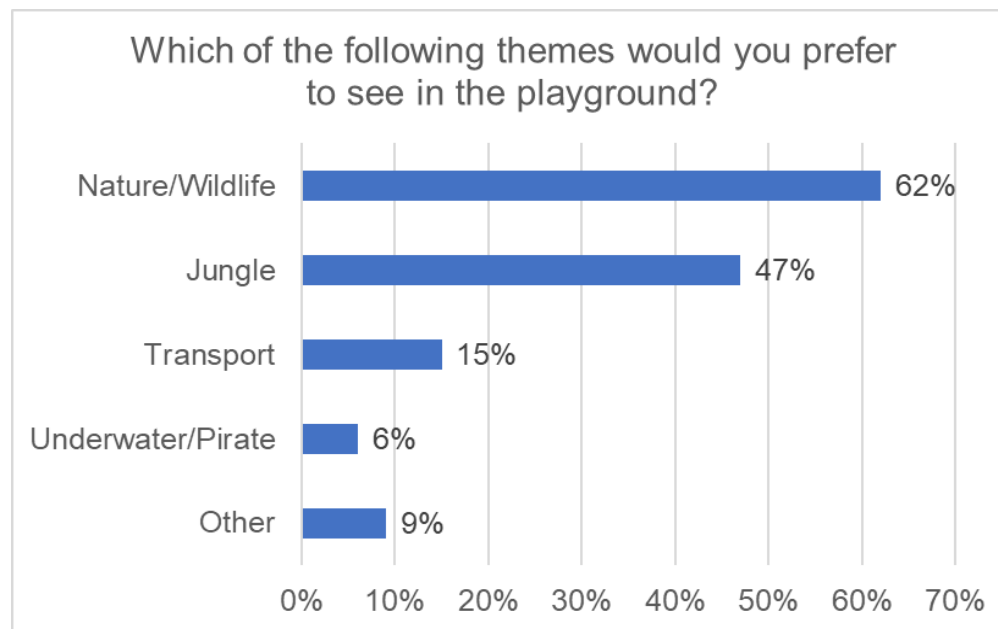
Base: 107 responses



Preference for themes in the playground

Respondents who answered yes to having the playground themed were then asked which of the following themes they would prefer to see in the playground:

- A total of 62 per cent of respondents preferred **nature/wildlife**.
- Whilst 47 per cent preferred a **jungle** theme.



Base: 34 responses

Respondents who responded 'other' when asked what theme they would like to see throughout the playground were able to provide suggestions. Due to the low number of comments (5 comments) they have all been listed below.

- "A mixture of these - areas of themed play"
- "A theme would be great but not necessary"
- "All of the above sound good"
- "Colourful inspired by nature"
- "Water rescue/ a mix of everything above"

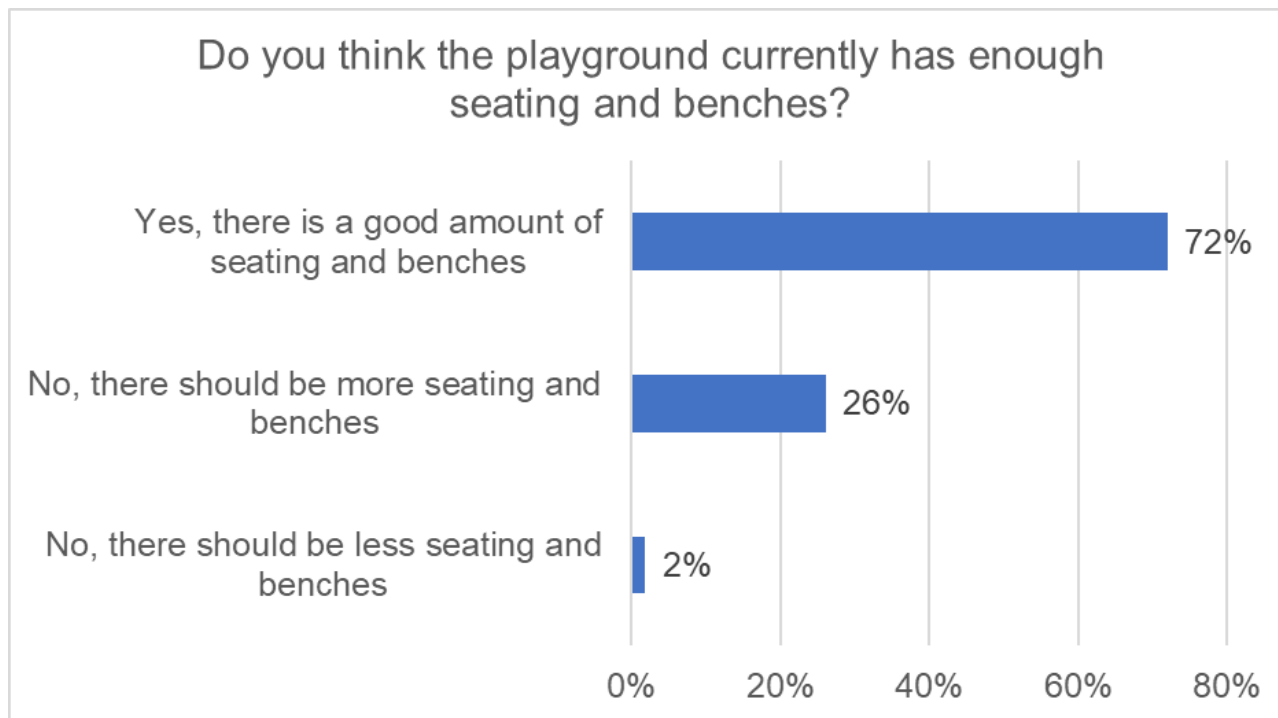
Base: 5 (all comments)



Views on seating in and around the playground area

Respondents were asked if they felt there was a good amount of seating and benches in and around the playground area:

- A total of 72 per cent of respondents said **Yes, there is a good amount of seating and benches.**
- A total of 26 per cent of respondents said **No, there should be more seating and benches.**



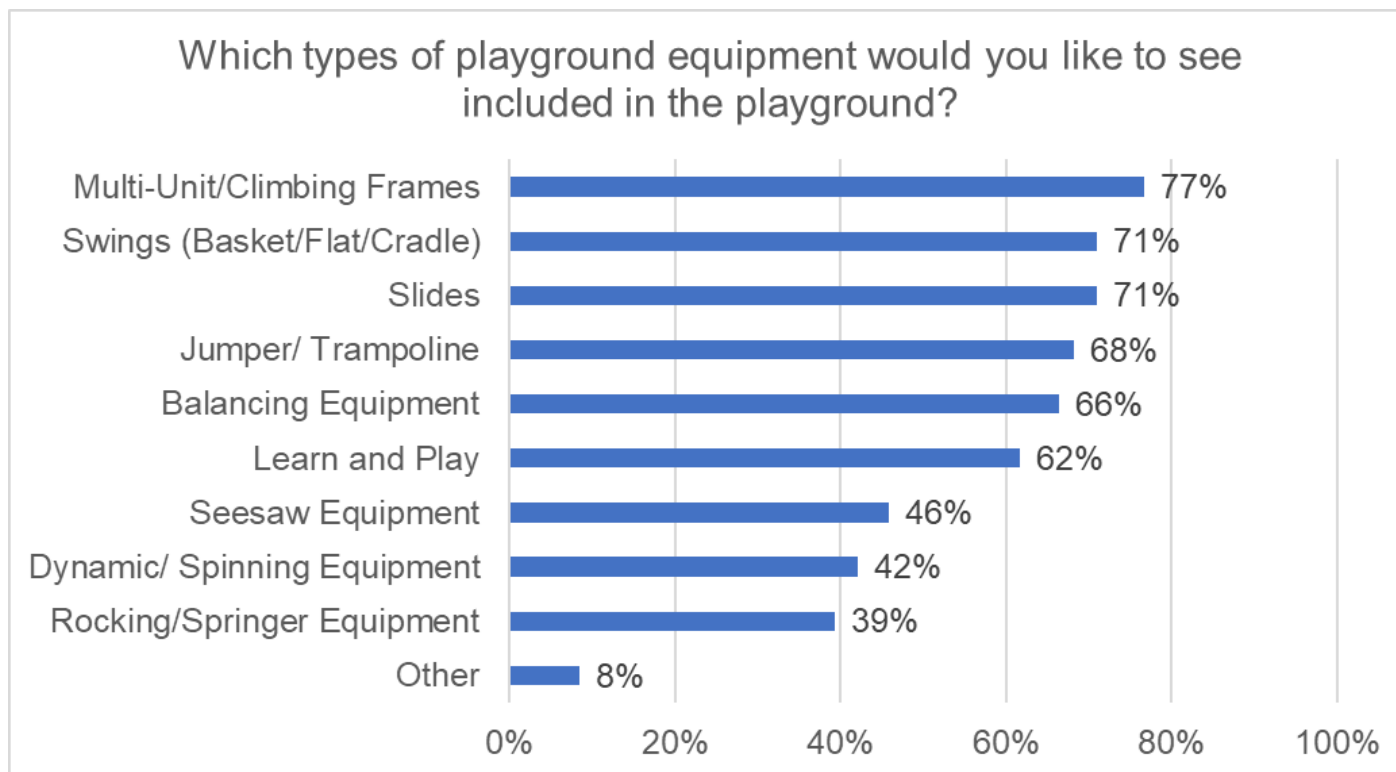
Base: 107 responses



Preference for type of playground equipment

Respondents were asked which playground equipment they would like to see installed in the park, and were asked to select all that apply:

- A total of 77 per cent of respondents selected **multi-unit/climbing frames**, whilst 71 per cent selected **swings** and **slides**.
- The least selected options were **rocking/springer equipment** (39 per cent) and **dynamic/spinning equipment** (42 per cent).



Base: 107 responses



Preference for type of playground equipment - Comments

Respondents who responded 'other' when asked what type of playground equipment they would like in the park were able to provide suggestions. Comments made have been themed and are summarised in the table below. Examples of comments made can be seen on the next page. Themes with two or more comments are shown in the table below. The full list of themes and comments are included in the appendix document.

Theme	Count
Equipment for toddlers	4
More swings	3
Do not have cradle swing	2
Water feature	2

Base: 17 (all comments)



Preference for type of playground equipment - Comments

“Something for 1-3 year olds other than just one swing”

Equipment for toddlers

“Climbing frames and slides adapted for 18 months to 2 years”

Equipment for toddlers

“More swings, there is always a queue”

More swings



“Please don’t have a cradle swing! The one at St Luke’s is always used by teenagers who come in and swing so violently. If a cradle swing hit a toddler, it could cause a death.”

Do not have cradle swing

“Water fountain for play”

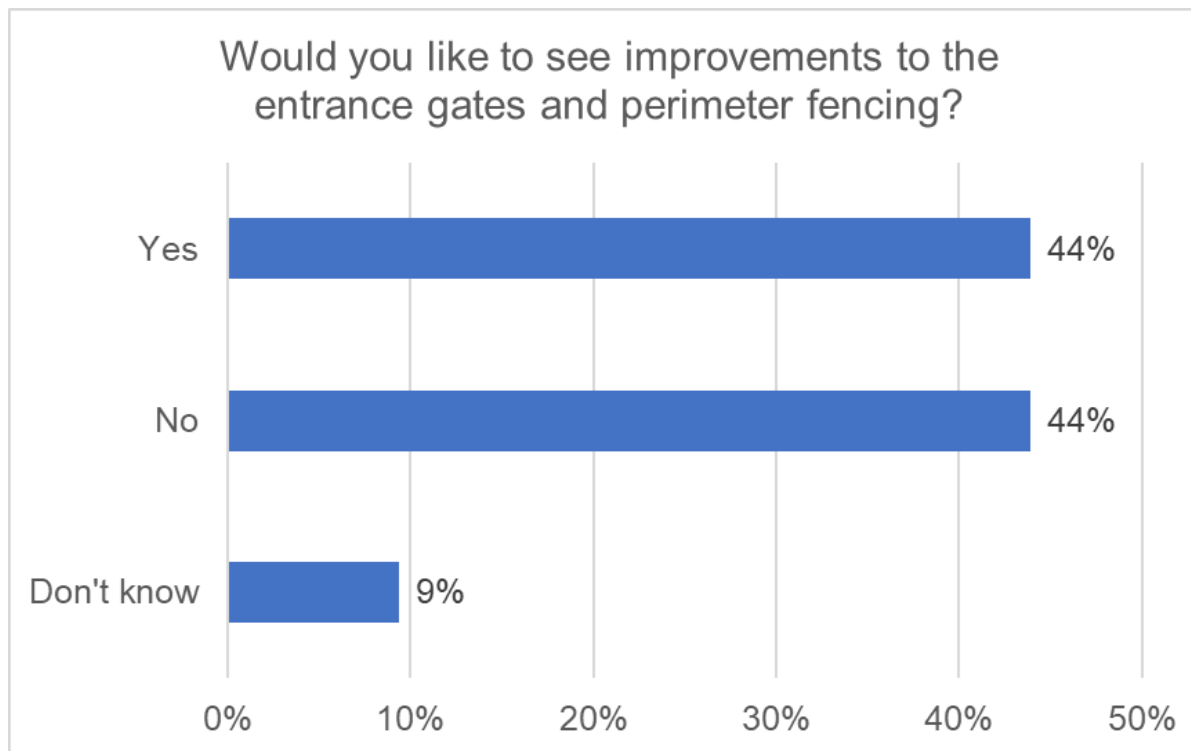
Water feature



Improvements to entrance gates and perimeter fencing

Respondents were asked if they would like to see improvements to the entrance gates and perimeter fencing.

- A total of 44 per cent of respondents said **yes** whilst the same number of respondents (44 per cent) said **No**.
- A total of nine per cent of respondents said **don't know**.



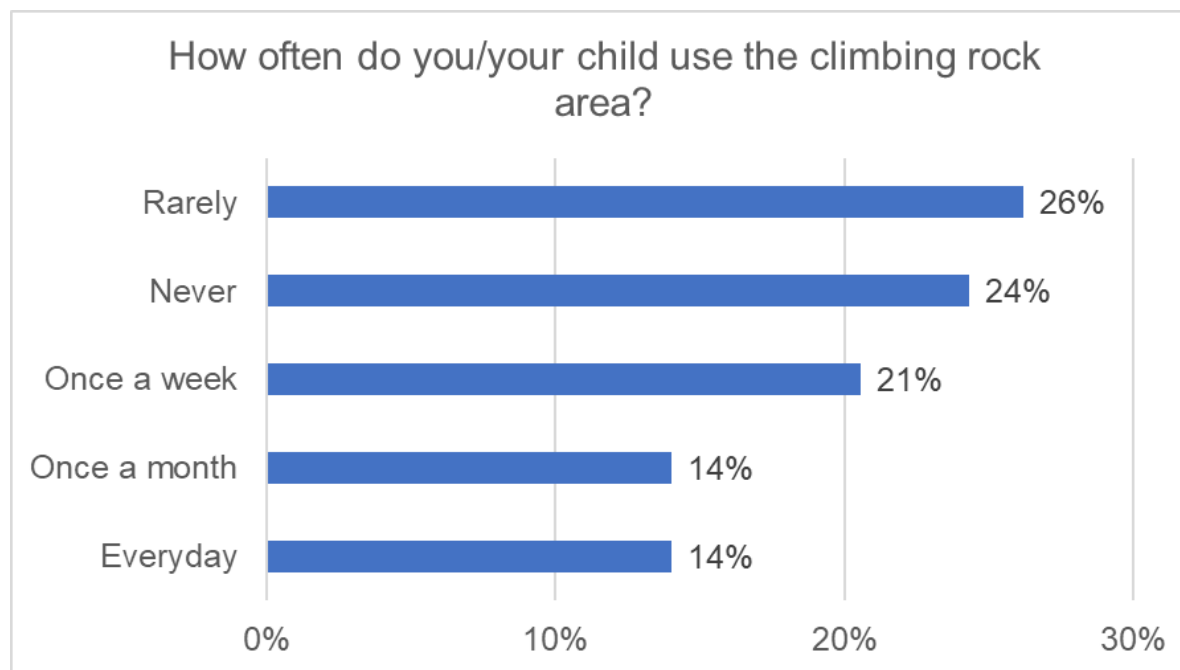
Base: 107 responses



Use of the climbing rock area

Respondents were asked how often they/their child used the climbing rock area.

- Just over one quarter (26 per cent) of respondents said they **rarely** used the climbing rocks.
- **Never** and **once a week** were selected 24 per cent and 21 per cent of the time respectively.
- Both **everyday**, and **once a month** received 14 per cent of responses.



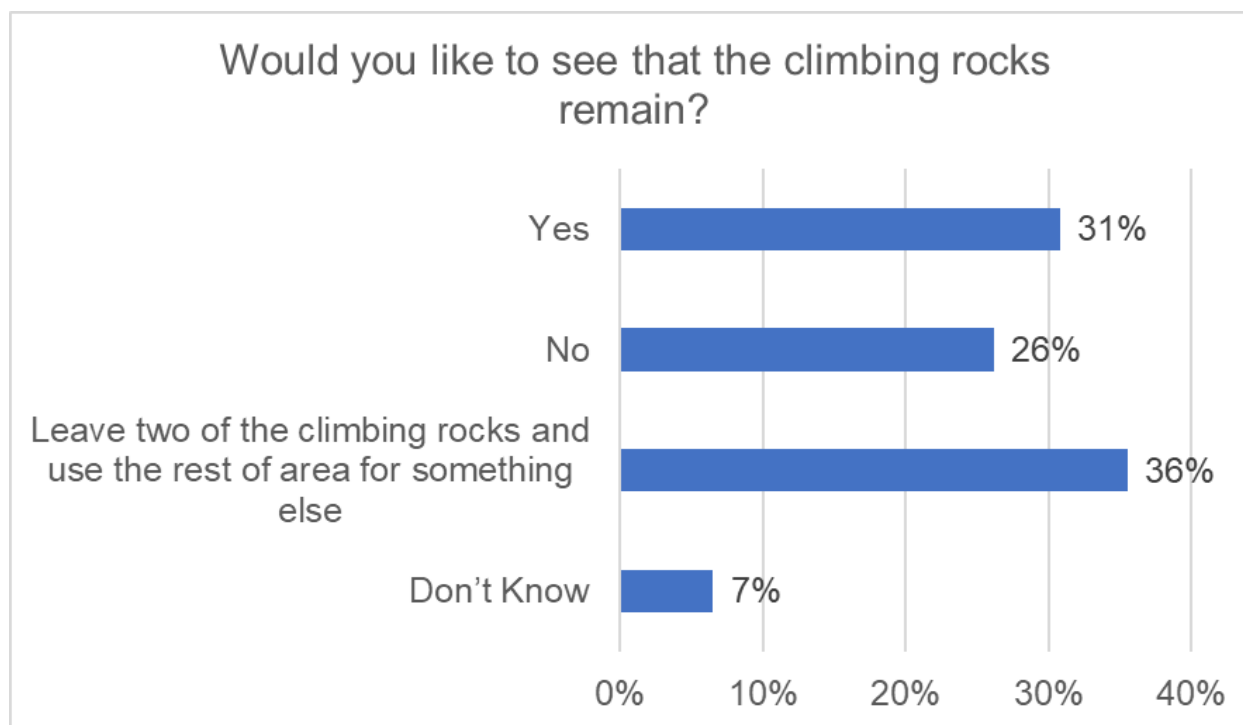
Base: 107 responses



Views on climbing rocks remaining

Respondents were asked if they would like to see the climbing rocks remain.

- A total of 31 per cent of respondents said **yes** they would like to see the rocks remain, whilst 26 per cent said **no**.
- A total of 36 per cent of respondents said to **leave two of the climbing rocks and use the rest of the area for something else**.



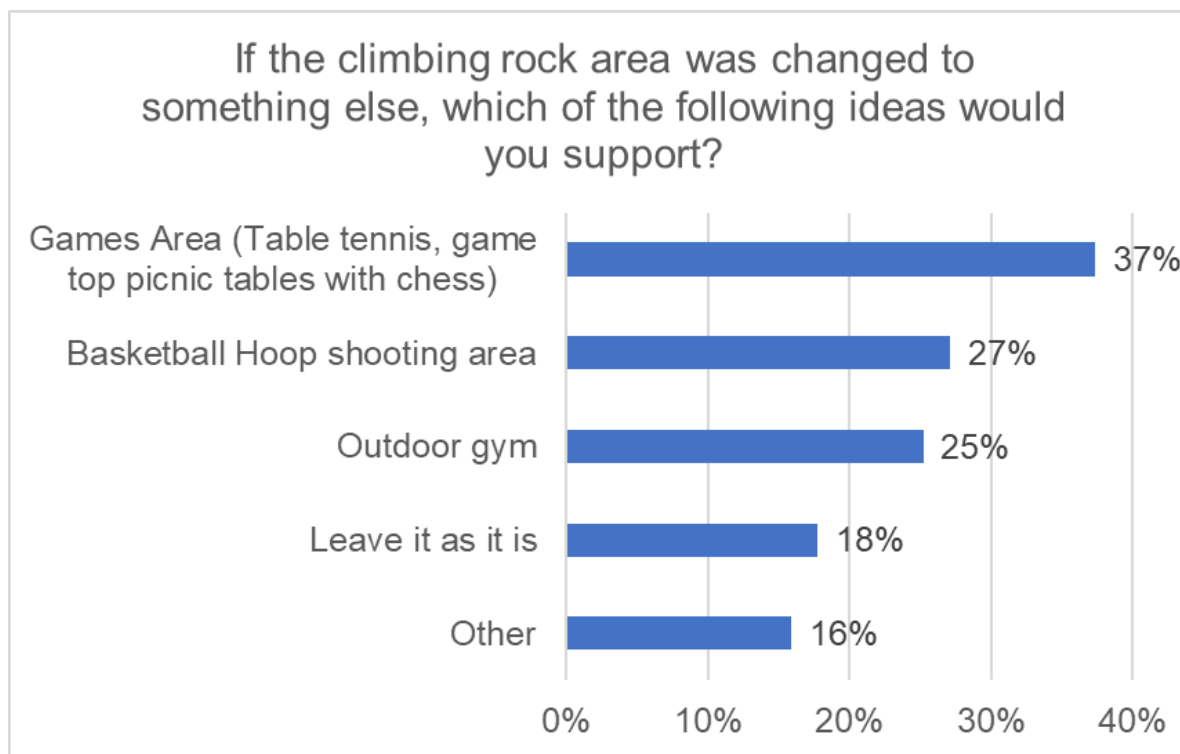
Base: 107 responses



Potential other uses for climbing rock area

Respondents were asked about potential other uses for the climbing rock area.

- A total of 37 per cent of respondents selected **Games area (Table tennis, game top picnic tales with chess)**
- 27 per cent of respondents said **Basketball hoop shooting area** whilst 25 per cent of respondents outlined they would like to see the space used for an **Outdoor gym**
- A total of 18 per cent of respondents outlined they would like to **leave it as it is** whilst 16 per cent of respondents selected **Other**



Base: 107 responses



Potential other uses for the climbing rock area - Comments

Respondents who responded 'other' when asked what other uses they would like to see for the climbing rock area were able to provide suggestions. Comments made have been themed and are summarised in the table below. Examples of comments made can be seen on the next page. Themes with two or more comments are shown in the table below. The full list of themes and comments are included in the appendix document.

Theme	Count
More space for younger children	6
Wall climbing	4
Sandpit	3
Keep it as is	2
Another play area	2
Safer climbing area	2
Scooter course	2

Base: 28 (all comments)



Potential other uses for the climbing rock area - Comments

“Something for toddlers.”

More space for younger children

“Another playground.”

Another play area

“Wall climbing.”

Wall climbing



“Leave space for children to play as it is. 2 rocks would allow that. No basketball there as it will attract only older teenagers and 17 and 18 and make it dangerous for current children to go.”

More space for younger children

“Please leave as is! It’s a real asset for the area to have something so different from other parks. My children really enjoy the challenge and love coming to the rocks.”

Keep it as it is

“Perhaps sand and rope pyramid.”

Sandpit



Further comments about St Luke's Gardens

Respondents were asked to provide any further comments relating to the playground area and/or rock climbing area at St Luke's Gardens. Comments made have been themed and are summarised in the table below. Themes with three or more comments have been included in the table below. Examples of comments made can be seen on the next page. The full list of themes and comments are included in the appendix document.

Theme	Count
Multiple areas for various age groups	8
Improve toilets	8
Improve entrance gates	6
More equipment options	5
Improve maintenance of park	5
Great park for young people	3
Ban smoking in the playground	3

Base: 57 (all comments)



Further comments about St Luke's Gardens

"The age limit is way too high. A 14 year old area needs to be separate to the kids. Make the rock climbing bit for 10 plus. Little kids can't play next to teenagers. It is unsafe."

Multiple areas for various age groups

"To keep the climbing rock more safer to the children and make the entrance gate (playground) more secure as some other children and parents leave it open."

Improve entrance gates



"Could be improved the bathroom area, could have more maintenance and be kept clean. Thanks."

Improve toilets

"Playground definitely needs more swings. There is often a queue and young children get impatient."

More equipment options

"Rock climbing is a great asset but in current state it doesn't work. Its totally separate from playground and attracts teens, therefore being unattractive to younger kids."

Improve maintenance of park

"It would be a good idea if we could forbid people to smoke in the playground. Being an outdoor area, some people smoke just near the children and the parks groundsman can not ask them to leave."

Ban smoking in the playground



Section 2: Demographic information

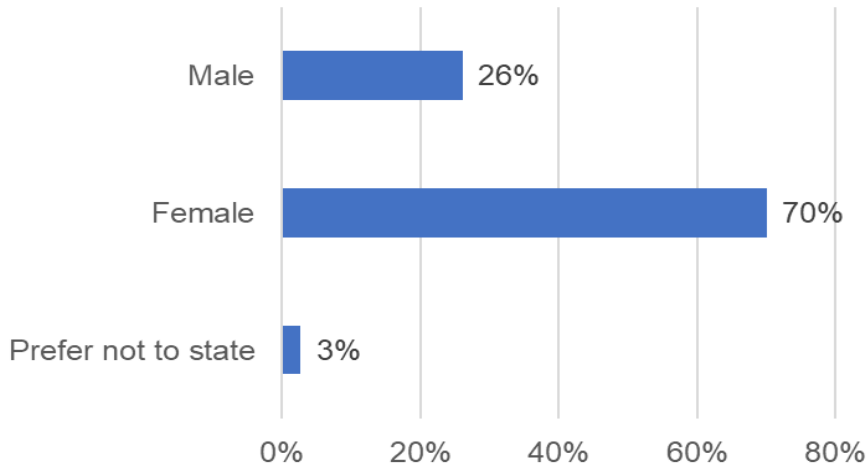
Putting Communities First Team
The Royal Borough of Kensington and Chelsea
consult@rbkc.gov.uk



THE ROYAL BOROUGH OF
KENSINGTON
AND CHELSEA

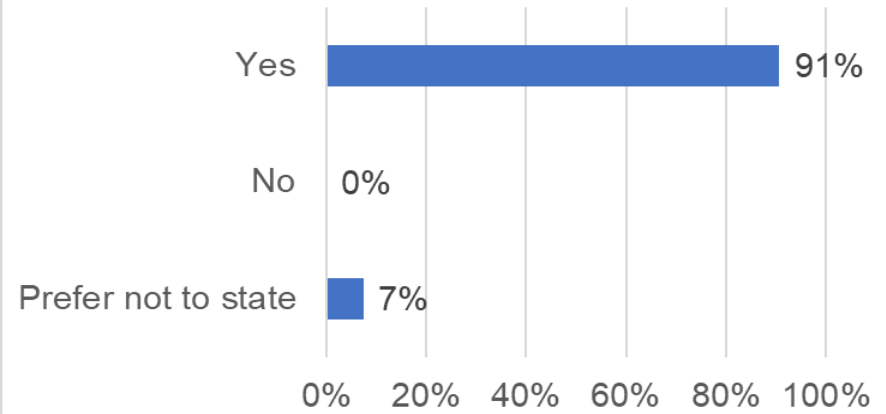
About respondents: Demographic Breakdown

What is your sex?



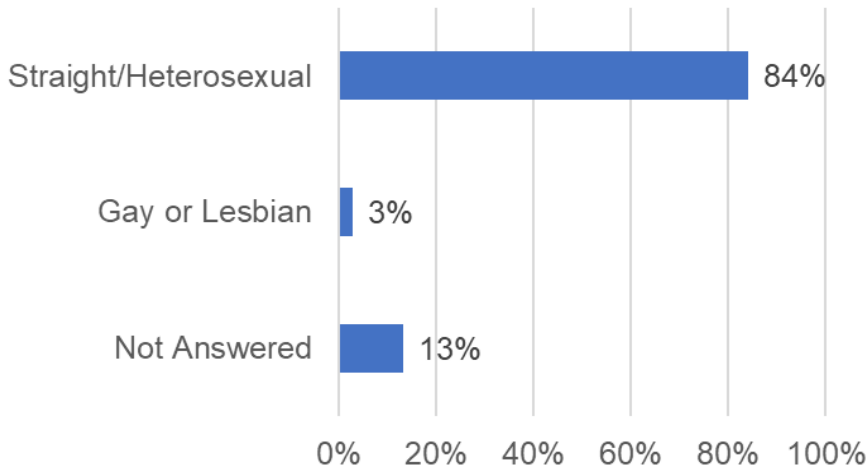
Base: 107 (all responses)

Is the gender you identify with the same as your sex registered at birth?



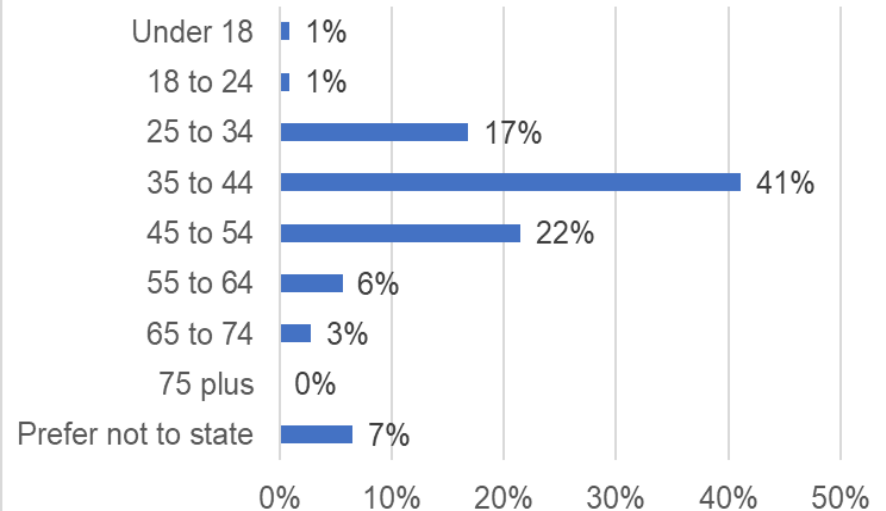
Base: 107 (all responses)

Which of the following best describes your sexual orientation?



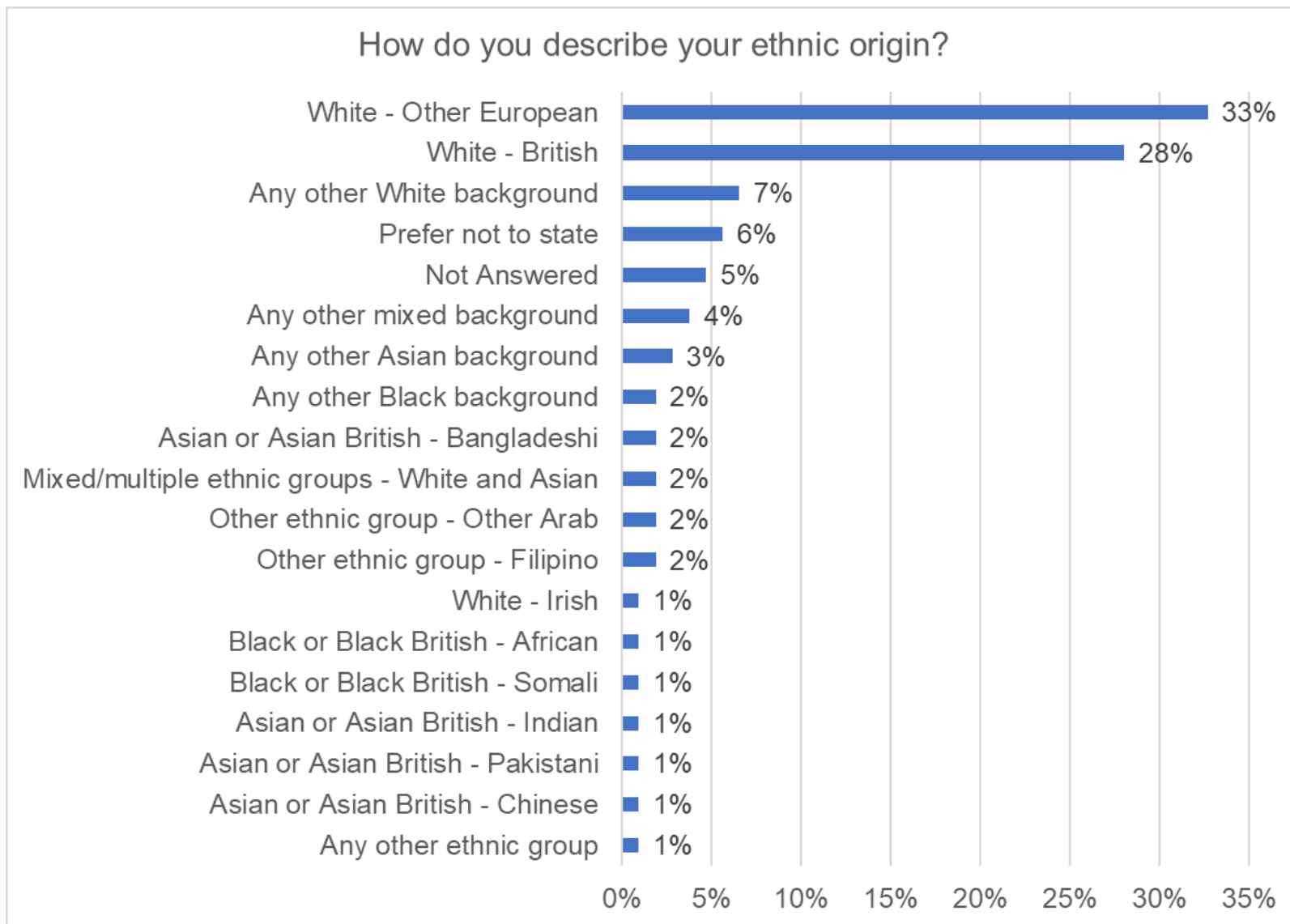
Base: 107 (all responses)

Which age group do you belong to?



Base: 107 (all responses)

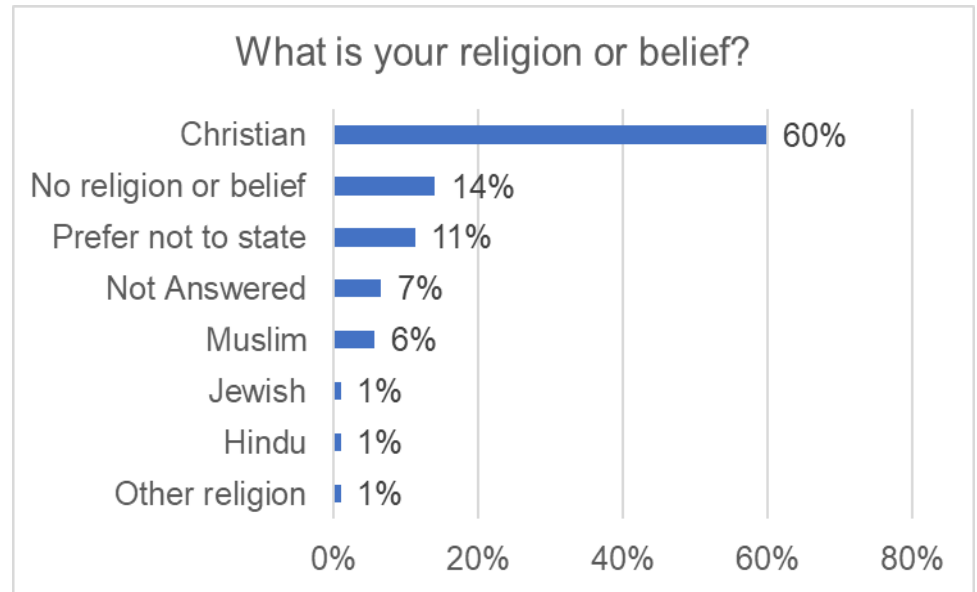
About respondents: Ethnicity



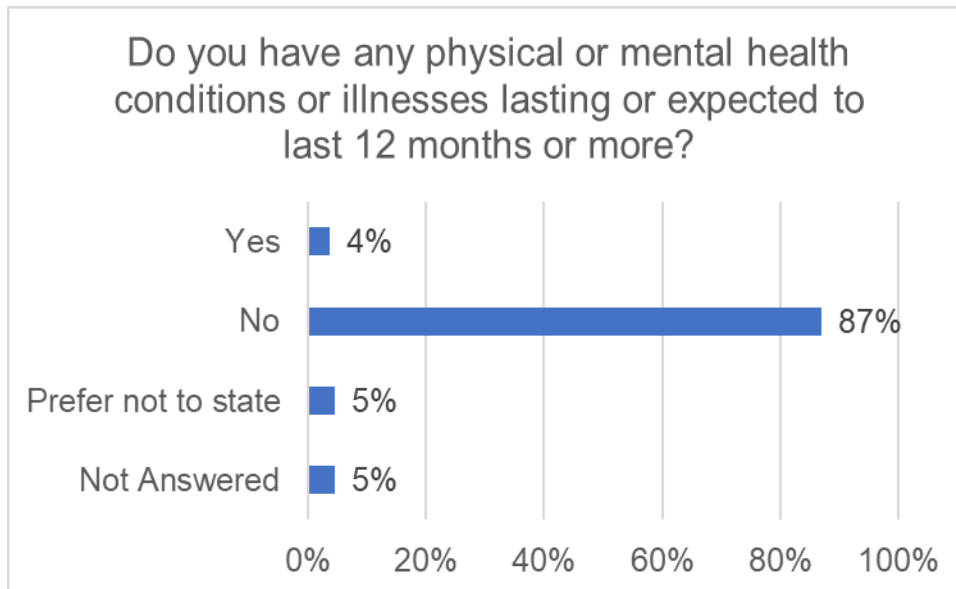
Base: 107 (all responses)



About respondents: Religion and Long-term illness



Base: 107 (all responses)



Base: 107 (all responses)

