

Tavistock Gardens improvements

Analysis of stakeholder consultation

December 2023

Consultation and Participation Team
The Royal Borough of Kensington and Chelsea
consult@rbkc.gov.uk



THE ROYAL BOROUGH OF
KENSINGTON
AND CHELSEA

Introduction

Background

Tavistock Gardens is a much loved green public open space bordered by Tavistock Road, All Saints Road and Tavistock Crescent in North Kensington.

It contains a large lawn surrounded by trees, shrub beds, a children's playground and an exercise area with gym equipment. The gardens are now looking tired so the Council asked residents for their views on improving them by expressing their preference on green spaces, safety, their possible involvement to volunteer and any other suggestions they may have to make it the most loved local park.

Also, The Council has been offered a sculpture garden to be installed in one of its parks, and fundraising is taking place to pay for its installation. Some residents have said they would like it installed in Tavistock Gardens. A striking steel sculpture designed by 'Grow2Know' pays tribute to the strength and resilience of social justice campaigners, while also highlighting the plight of ecologically-important mangrove forests. It acts as a stark reminder of the impacts we are having on our planet's most important ecosystems, both locally and globally. It is inspired by the real-life story of the community activists known as the Mangrove Nine, who were tried and acquitted of inciting a riot in 1970. Nine Corten steel roots combine to form a protective sanctuary where communities can reconnect with each other and nature. The sculpture is four metres tall.

Consultation methodology

The consultation sought residents' views on all features of the park and the installation of the Mangrove sculpture. The exercise opened on 3 October 2023 and closed on 22 November 2023. The online consultation was promoted through the Council's website, posters and leaflets and hard copies of the survey were distributed to all neighbouring properties in Colville ward.

Report

A total of 89 surveys were returned by the deadline. This report contains an analysis of survey responses. A separate appendix report is available on request which details all comments made by respondents to the questions within the survey.

Acknowledgements

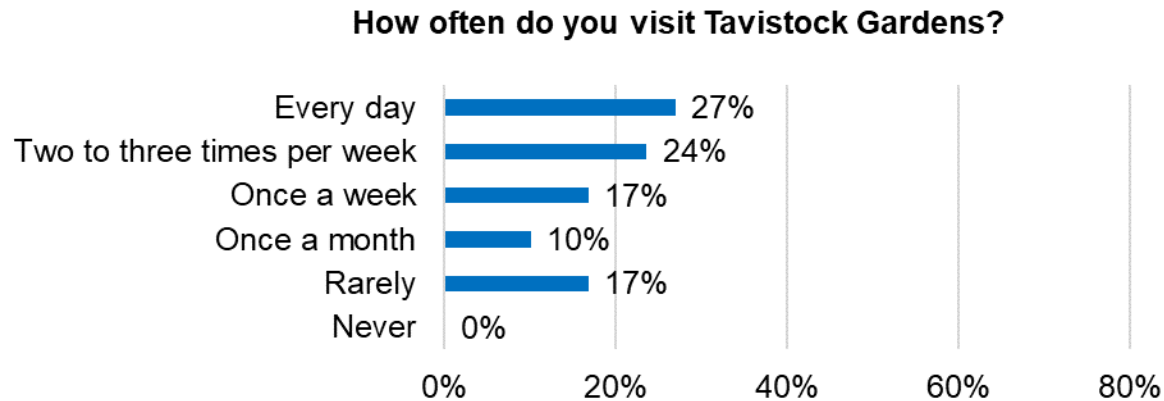
The Council would like to thank all residents and stakeholders that took the time to feedback their views.



Visiting Tavistock Gardens

Respondents were asked how often they visit the garden.

- Over half of respondents visit the garden either **every day** (27 per cent) or **two to three times a week** (24 per cent)
- Almost a fifth (17 per cent) said they **rarely** visit the garden.



Base: All respondents (89)



Visiting Tavistock Gardens

Respondents that indicated that they do not visit the garden were asked to explain why.

There were 24 responses to this question. Comments made have been themed and those with five or more comments are summarised in the table below.

Examples of comments made can also be seen on the next page, with the full list of themes and comments made found in the appendices report.

Theme	Count
Tired looking	7
Anti-social behaviour	5
Dog fouling	5



Comment examples

“It smells really bad. The grass is poor and laid out constantly.”

Tired looking

“Drug use, large dangerous dogs, homeless people, violent crime (assaults, robberies), residents from Tavistock Crescent’s drug use/abusive behaviour opposite park.”

Anti social behaviour

“I don’t visit the gardens more often because of the risk of stepping on dog faeces by accident. It puts me off sitting in the gardens more often to enjoy its beauty.”

Dog fouling



“Because of anti social behaviour that the park attracts. I own a flat directly opposite the gym and have had to move because of noise, nuisance, drug dealing and using, violence and all round anti social behaviour. [...]”

Anti social behaviour

“Personally, not very inviting and as mentioned, tired looking.”

Tired looking

“Too many dogs, the grass area is just a dog toilet so you can’t sit on it. The smell is horrendous in summer.”

Dog fouling



Satisfaction with Tavistock Gardens

Respondents were asked how satisfied or dissatisfied they are with the following aspects of the garden: Lawn area, shrub beds, trees, playground, gym equipment, paving and paths, seating/fences, wildlife/nature/conservation, cleanliness, peace and quiet and safety/feeling safe.

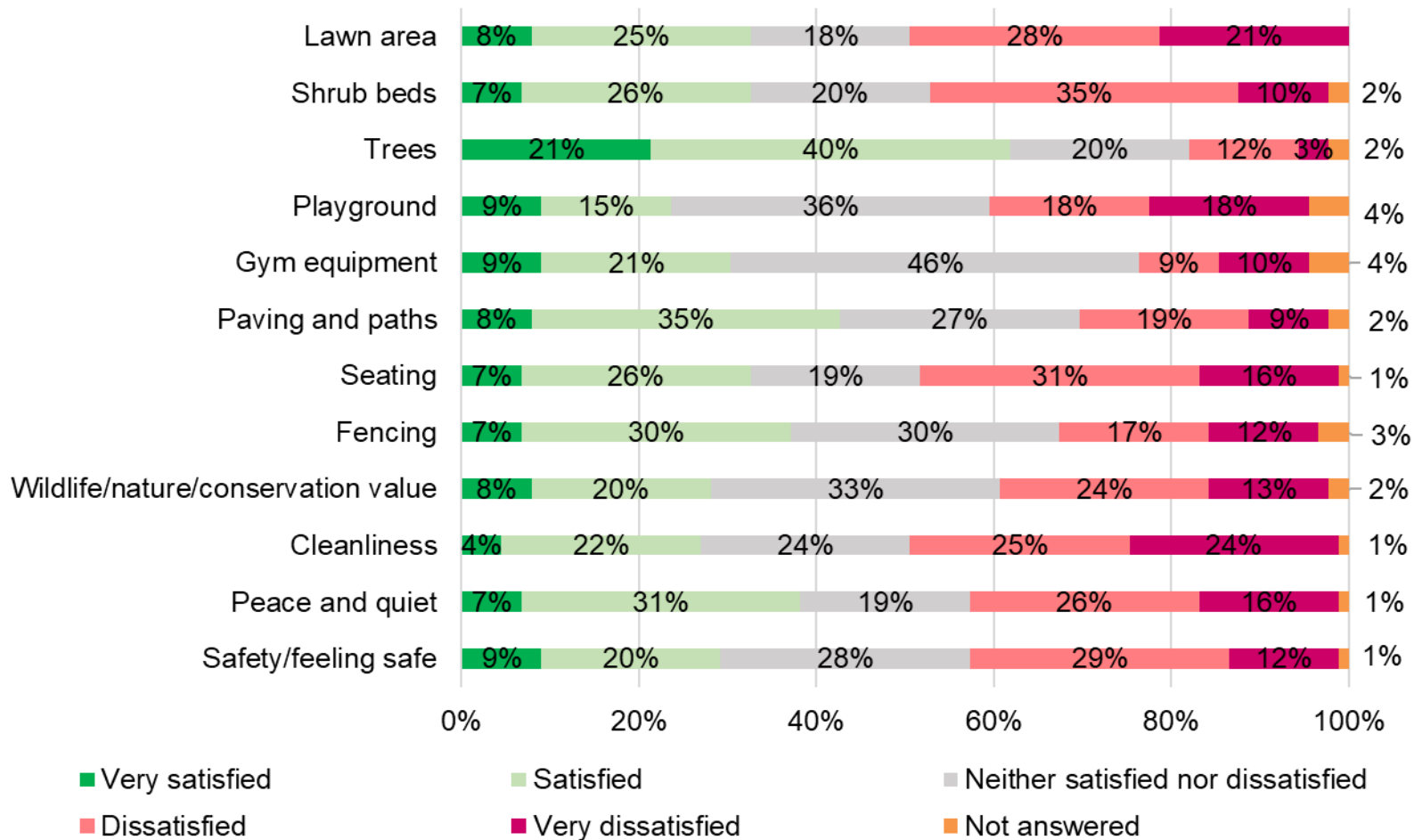
Below is the summary of the results, with a graph showing full results on the following page.

- The items respondents were most satisfied or very satisfied with are **Trees** (61 per cent combined), **Paving and paths** (43 per cent combined) and **Peace and quiet** (38 per cent combined)
- The items respondents were most dissatisfied or very dissatisfied with are **Lawn area** (49 per cent), **Seating** (47 per cent combined) and **Shrub beds** (45 per cent combined)



Satisfaction with Tavistock Gardens

How satisfied or dissatisfied are you with the following aspects of the garden?



Base: All respondents (89)

Reasons for dissatisfaction Tavistock Gardens

Respondents that were dissatisfied with any of the aspects were asked to explain why.

There were 66 comments to this question. Comments made have been themed and those with fourteen or more comments are summarised in the table below.

Examples of comments made can also be seen on the next page, with the full list of themes and comments made found in the appendices report.

Theme	Count
Plants/shrubs/lawn poorly maintained	17
Lack of seating space	16
Suggested feature changes	15
Anti social behaviour	14
Rubbish/dog fouling	14



Comment examples

“Too many benches create anti social behaviour.”

Anti social behaviour

“I feel the shrub beds particularly are looking very tired and unloved. The paving and paths need attention and I think there needs to be more seating.”

Plants/shrubs/lawn poorly maintained



“Lawn: tree shade it too much and it is bare. Shrub beds: ignored by 'gardeners' - who do too little so they look neglected and shabby. Trees: much too long a gap between pruning, shade the whole garden, make it unwelcoming.”

Suggestions for feature changes

“More seating needed.”

Lack of seating space

“There are mice and rats. The poo bins are always full and there it is on the grass.”

Rubbish/dog fouling

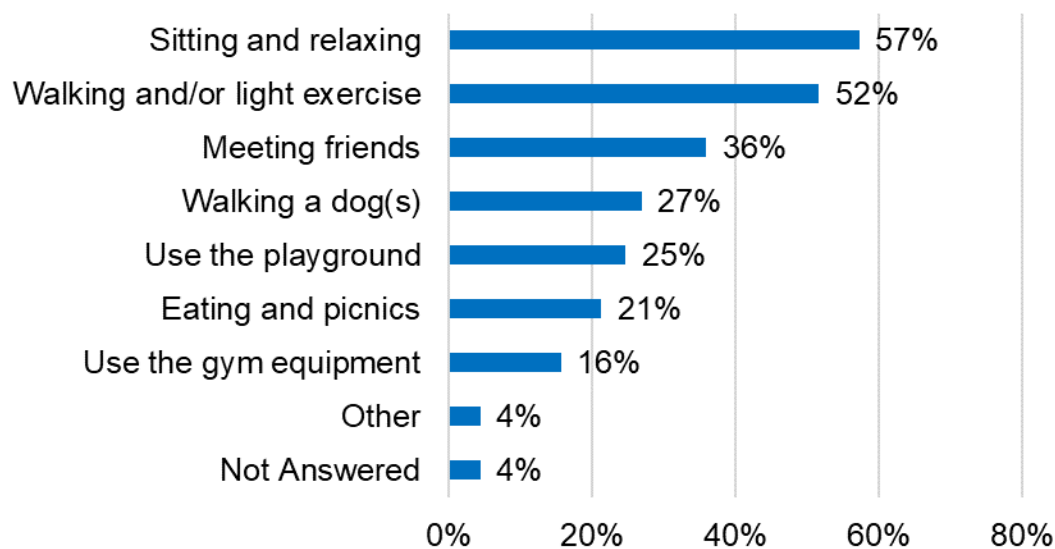


Reasons for visiting Tavistock Gardens

Respondents were asked what they like doing when visiting the garden. (Respondents could choose more than one option).

- Over half of respondents (57 per cent) use the garden for **Sitting and relaxing**
- The second biggest reason was **Walking and/or light exercise** with 52 per cent
- More than a third of respondents (36 per cent) use the park is used for **Meeting friends**

What do you like to do when visiting the garden?



Base: All respondents (89)



Reasons for visiting Tavistock Gardens

Respondents that indicated an 'other' reason for visiting were asked to comment further.

There were 15 comments to this question. Comments made were varied therefore not possible to theme. The full list of themes and comments made are in the appendices report.

Some examples of comments can be found below:

“Meditation and reflection time.”

Meditation and reflection

“I have had a bad experience sitting in the park and so I walk around for the sidewalks for small exercises.”

Exercise

“Bird Watching!”

Nature connection

“Looking out for wildlife, e.g. birds and insects!”

Nature connection

“I live opposite the Gardens and I like to look at it with the trees and plantings!”

Nature connection

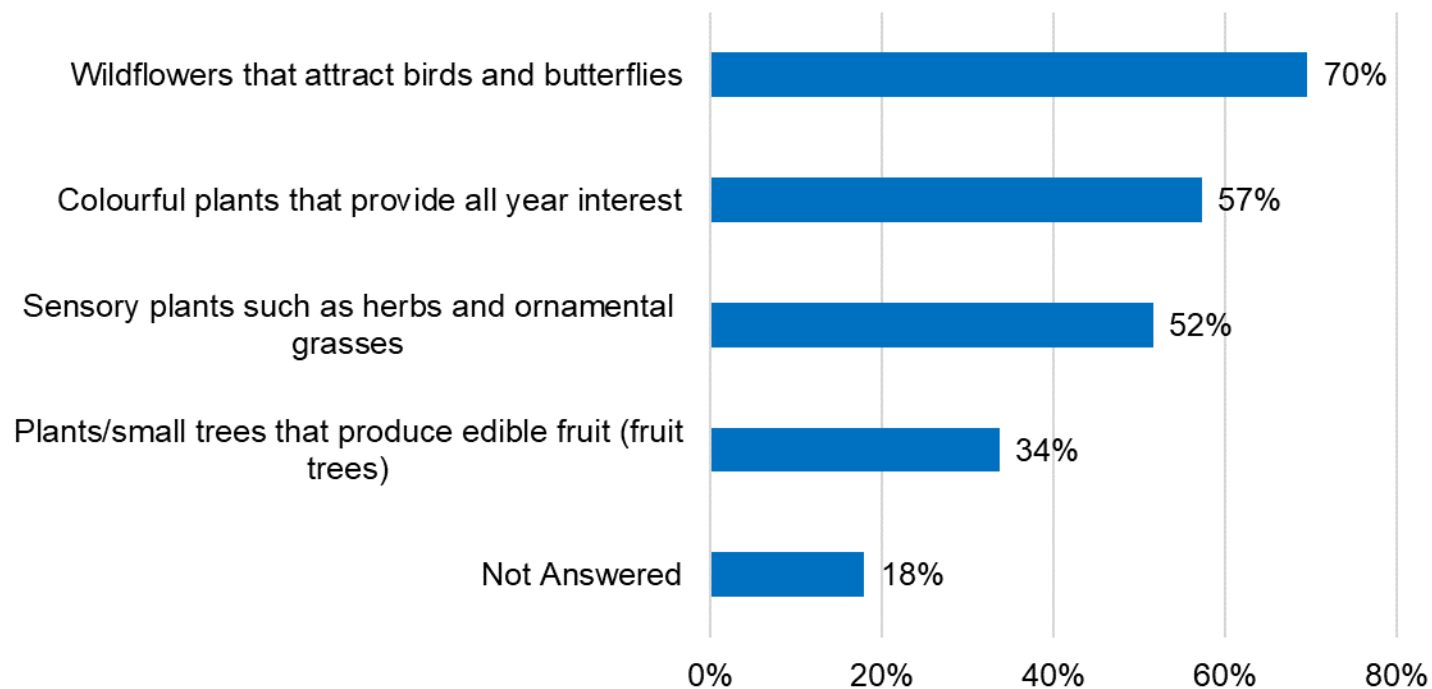


Green spaces

Respondents were asked what type of plants they would like to see in the garden.

- The highest percentage of respondents (70 per cent) chose **Wildflowers that attract birds and butterflies**
- Over half of respondents (57 per cent) answered **Colourful plants that provide all year interest**

What type of plants would you like to see?



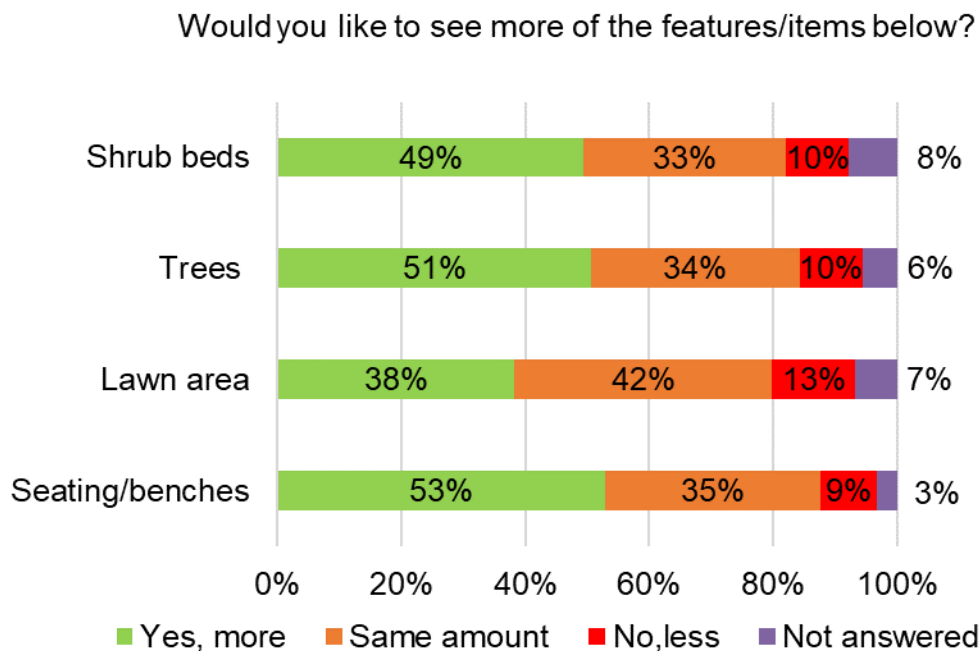
Base: All responses (89)



Green spaces

Respondents were asked if they wanted to see more of these features/items: shrub beds, trees, lawn area and seating/benches.

- Around half of respondents would like to see **more Shrub beds** (49 per cent), **more Trees** (51 per cent) and **more Seating/benches** (53 per cent)
- Around four in ten wanted the **same amount of Lawn area** (42 per cent)



Base: All responses (89)

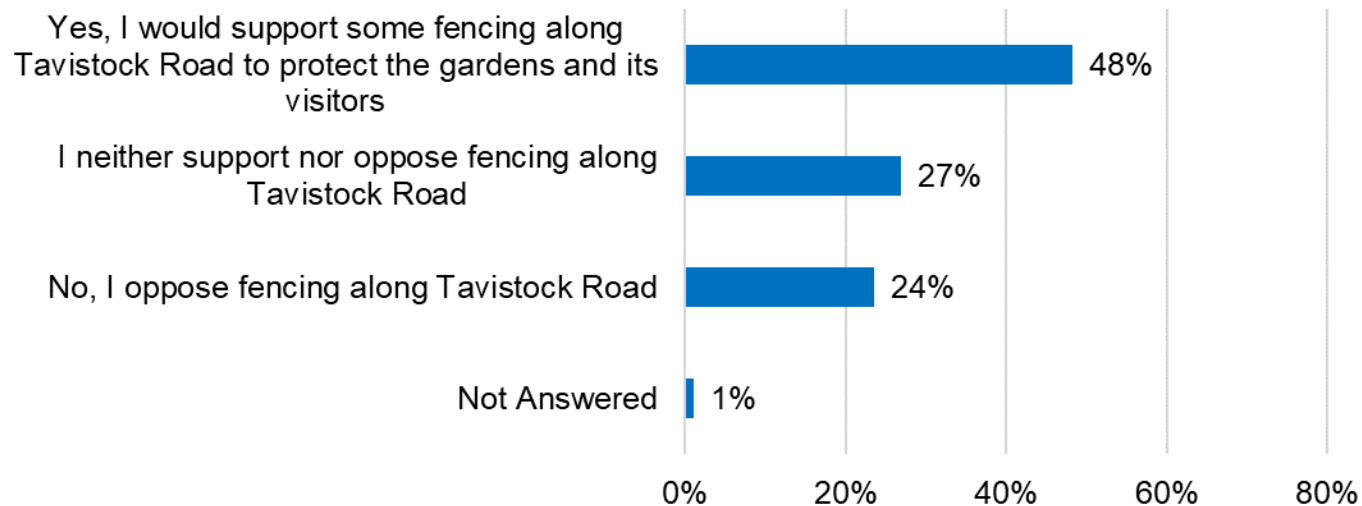


Fencing

Respondents were asked if they supported perimeter fencing in the garden along Tavistock Road.

- Almost half of respondents (48 per cent) **support** the fencing
- However, almost a quarter (24 per cent) **opposed** the fencing

Some local residents have suggested perimeter fencing along Tavistock Road, to match height and style the perimeter fencing along All Saints Road.
Would you support this?



Base: All respondents (89)



Fencing

Respondents that opposed the fencing were asked to explain why.

There were 21 comments to this question. Comments made have been themed and those with two or more comments can be found in the table below.

The full list of themes and comments made found in the appendices report.

Theme	Count
Not needed	8
Safety concern	4
Accessibility concern	2
Patrolling instead	2



Comment examples

“Just leave it as it is.”

Not needed

“The park is sunk below most of Tavistock Road and so is naturally well protected from Tavistock Road anyway. The proposed fence would do little to improve safety and the increased height would only prove to be an eye sore and distract from the look of the park and surrounding area with a potentially oppressive feature.”

Safety concern

“Why fence it off unless you have something to protect of value. Fencing it off for who or what? It’s ridiculous to put up a fence that is not needed.”

Not needed



“Encloses space far too much.”

Not needed

“Just because you have drug users is not a reason for fencing. Get patrols more often effective.”

Patrolling instead

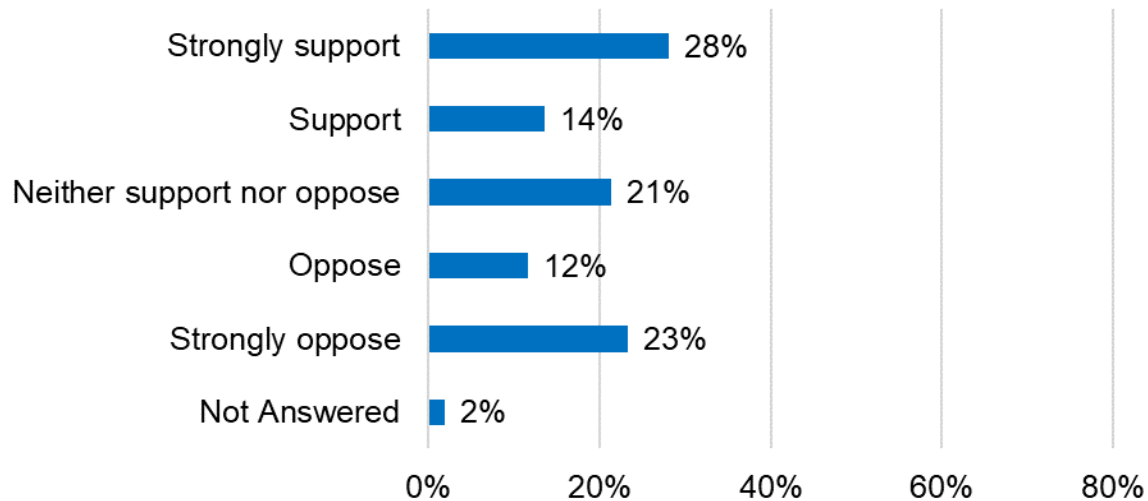


Street lighting

Respondents were asked if they supported more lighting.

- A total of 42 per cent **Strongly support** or **Support** more lighting
- However, just over a third of respondents (35 per cent combined) **Oppose** or **Strongly oppose** more lighting

Some local residents have suggested more street lighting in the gardens where there are 'dark spots' in the evenings. Do you support more lighting?



Base: All respondents (89)



Street lighting

Respondents that opposed more lighting were asked to comment further.

There were 13 comments to this question. Comments made have been themed into two main themes. Examples of comments can be found below.

The full list of themes and comments made can be found in the appendices report.

Theme	Count
No additional lighting needed	10
More lighting needed	3

“RBKC needs to take into account global warming issues. In the long run, RBKC currently expends too much energy including urban lighting to reach net zero targets. The amount of lighting is good enough for the majority of users.”

No additional lighting needed

“It’s well lit up enough.”

No additional lighting needed

“There is sufficient lighting already. No need unless your planning on having a football pitch and need flood lights.”

No additional lighting needed

“I have felt unsafe in winter especially, I have witnessed mopeds in the park with men appearing to be drug dealing in darker corners. Note:- some though required regarding light pollution. Pub on corner- adding to usage of the park but also the rubbish and noise.”

More lighting needed

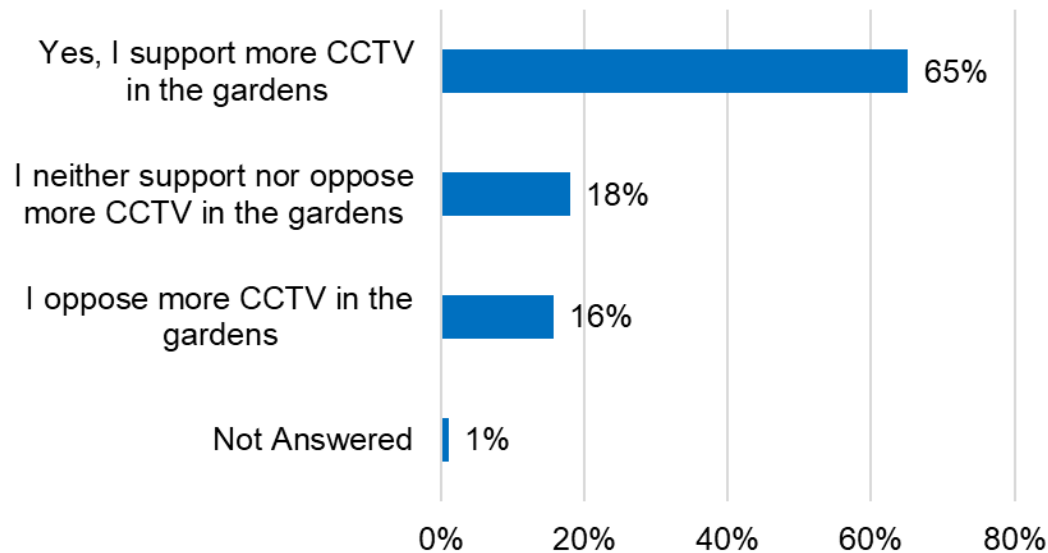


CCTV

Respondents were asked if they supported more CCTV installation.

- Almost two-thirds of respondents (65 per cent) **Support** the proposal.
- A total of 16 per cent **Oppose** the proposal.

Some local residents have suggested more CCTV cameras in the gardens where anti-social behaviour takes place. Do you support more CCTV?



Base: All respondents (89)



CCTV

Respondents that opposed more CCTV installation were asked to explain why.

There were 20 comments to this question. Comments made have been themed and three themes were identified. Examples of comments can be found below.

The full list of themes and comments made can be found in the appendices report.

Theme	Count
No to CCTV	10
Yes to CCTV	7
No anti-social behaviour seen/present	2

“We are saturated with CCTV already.”

No to CCTV

“The park is already watched by CCTV and the added popularity of the pelican means the park has actually become safer because of increased footfall and crowd.”

No to CCTV

“I don’t want to be spied on and feel like I’m being watched in a park. It makes me feel unsafe having more cameras. This is a terrible idea.”

No to CCTV

“More CCTV isn’t going to make the gardens better.”

Yes to CCTV



THE ROYAL BOROUGH OF
KENSINGTON
AND CHELSEA

Comments

Respondents were asked to make any other comments on how to improve Tavistock Gardens.

There were 42 comments to this question. Comments made have been themed and those with five or more comments can be found in the table below.

The full list of themes and comments made found in the appendices report.

Theme	Count
More flowers/colours/wildlife	12
Improve playground/children space	6
Manage dog access/fouling	6
Other features suggested	5
Park fenced off/patrols	5



Comment examples

“Bird boxes and bat boxes.”

More flowers/colours/wildlife

“Flower beds. Bee super highway. I have lived here since these flats/gardens were created and there has never been anything of colour or play area for children under school age.”

More flowers/colours/wildlife



“Restrictions on dogs to make it safer for children and older people.”

Manage dog access/fouling

“Majority of the space should be for children. Do a small place for plants but children really need this space. Do not have spy cameras as this is Orwellian and will not make people feel safe but the opposite. Have more children climbing frames and slides. Older people do not regularly visit the park unless waking their dogs. Make this space for children, not adults.”

Improve playground/children space

“Fencing and gate the whole gardens.”

Park fenced off/patrols

“Reduce tree sizes. Remove bamboo.”

Other features suggestion

“Signage of rules imposed for noise.”

Other features suggestion

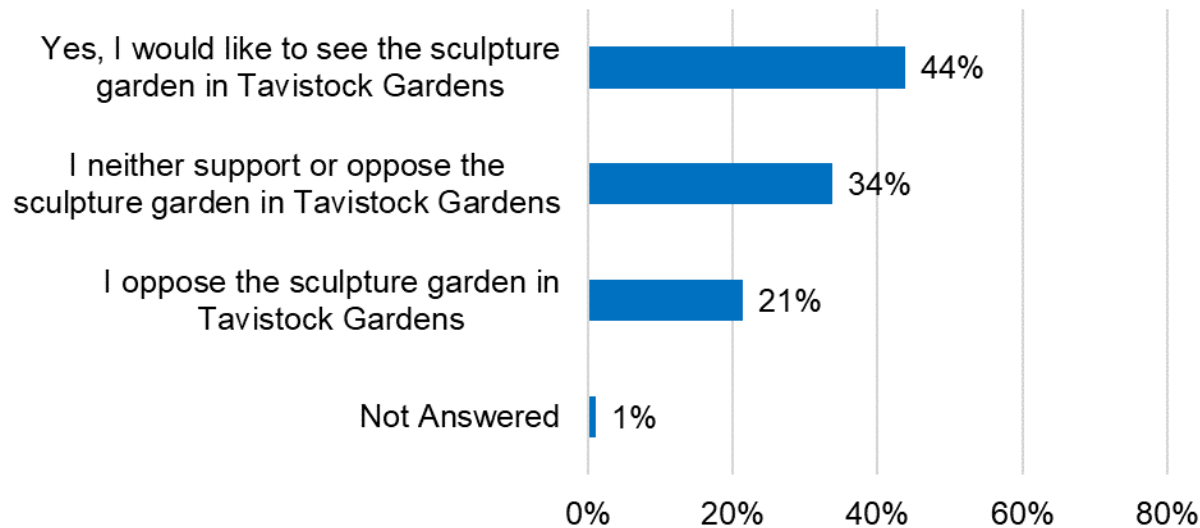


Sculpture

Respondents were asked if they would like to see the 'Hands of Mangrove' sculpture installed in Tavistock Gardens.

- More than four in ten (44 per cent) were in favour of installation of the sculpture
- Just over a fifth (21 per cent) opposed its installation and around a third (34 per cent) responded neutrally

Would you like to see the 'Hands of Mangrove' sculpture garden installed in Tavistock Gardens?



Base: All respondents (89)



Comments

Respondents that answered 'No' to installing the 'Mangrove' sculpture were asked to explain why.

There were 21 comments to this question. Comments made have been themed and those with three or more comments can be found in the table below.

The full list of themes and comments made found in the appendices report.

Theme	Count
Insufficient space	7
Don't want	5
Don't like	3
Safety concerns	3



Comment examples

“I believe that in a year's time it will be overgrown with ivy etc. and end up being a den for people to drink alcohol and take drugs in at night - leading to more defecation and general rubbish left in the park. concerns around safety and XL bully dogs being hidden there.”

Safety concern



“No sculpture.”

Don't want

“It doesn't look very nice.”

Don't like

“I think this looks like an object that would attract anti-social behaviour with people climbing/hanging from it or using it to train their fighting dogs to hang from ropes by their jaws. It looks like it could easily become damaged or neglected and I would have concerns about ongoing repairs, maintenance and costs.”

Safety concern

“I feel like it will just take away space from the gardens and replace it with a not very useful feature.”

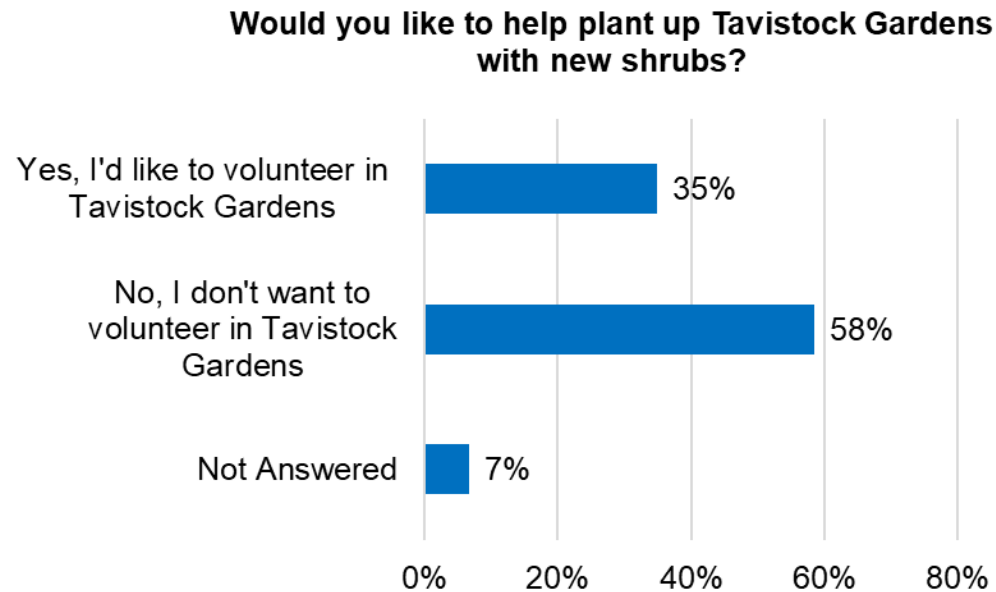
Insufficient space



Resident involvement

Respondents were asked if they would like to volunteer in Tavistock Gardens.

- Over a third of respondents (35 per cent) **Would like to volunteer**
- Over half of respondents would not

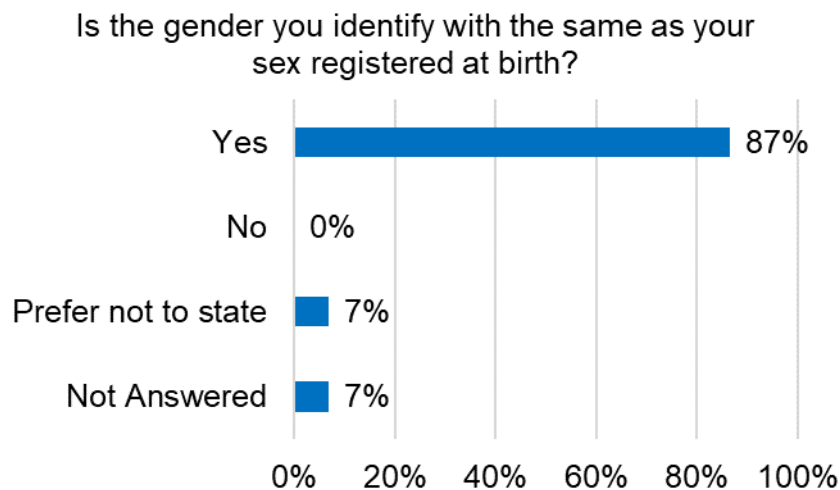
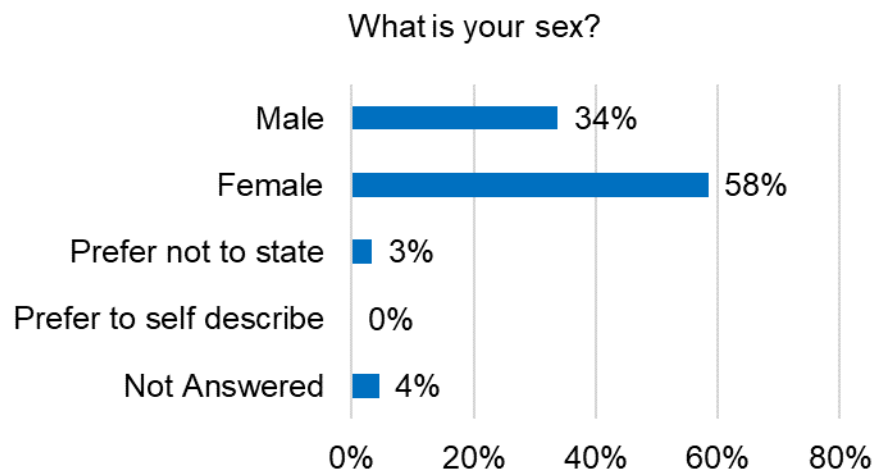


Base: All respondents (89)



Profile of respondents

Respondents were asked a series of questions about themselves, to understand who had responded to the consultation. Respondents were also asked for their home postcode, 83 of the 84 responding indicated they were from W11, with one from W12.

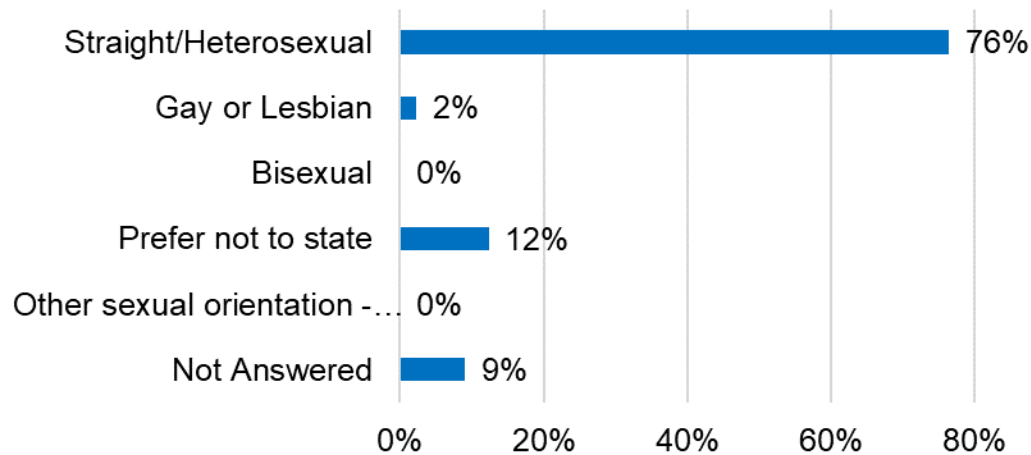


Base: All respondents (89)

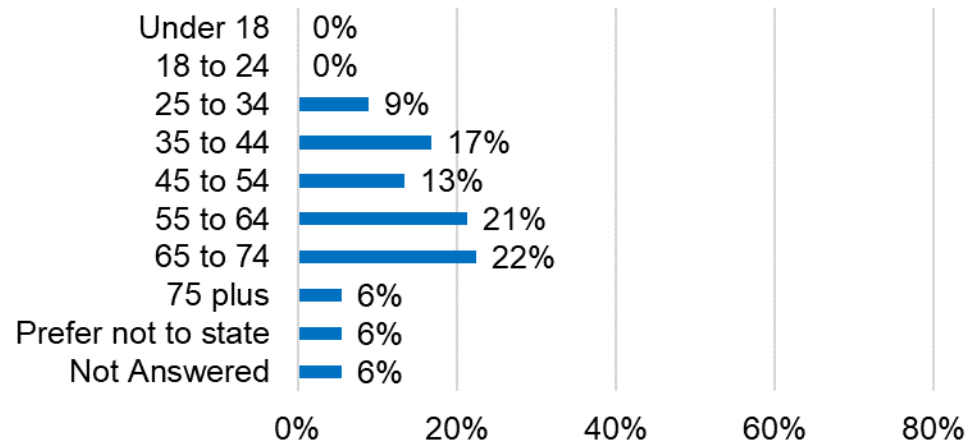


Profile of respondents

Which of the following best describes your sexual orientation?



Which age group do you belong to?

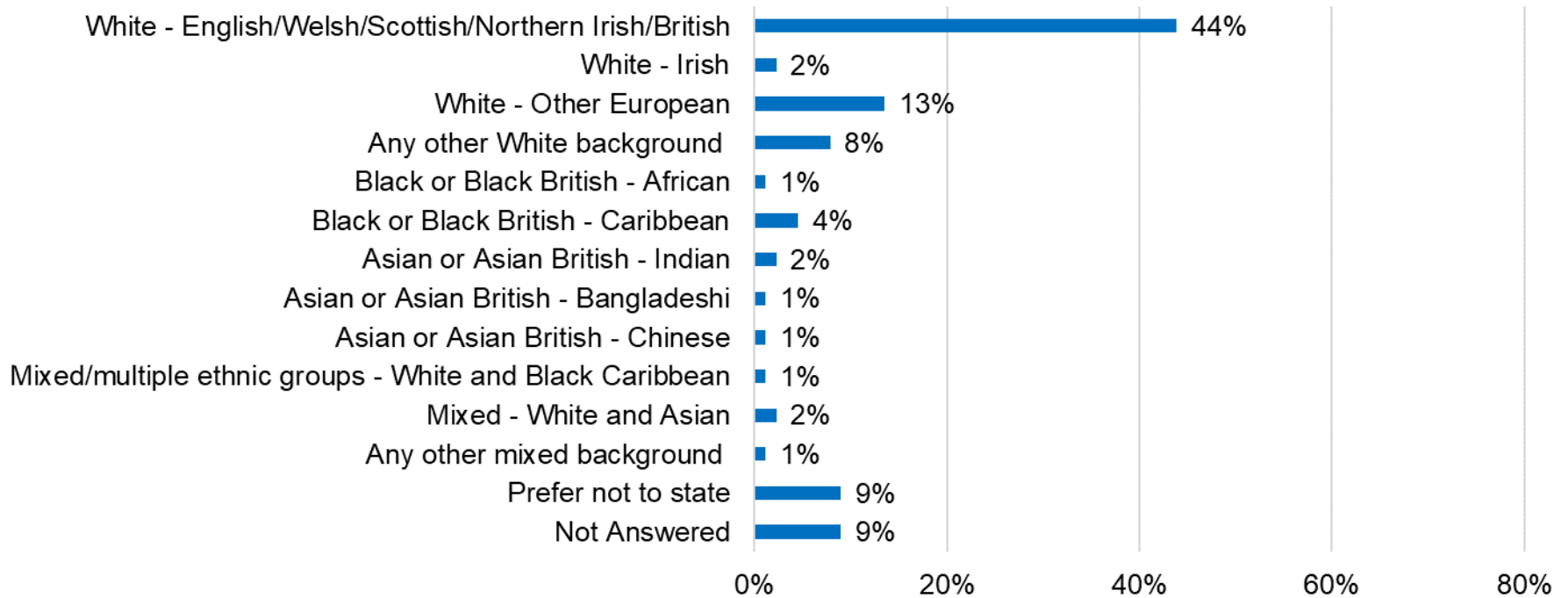


Base: All respondents



Profile of respondents

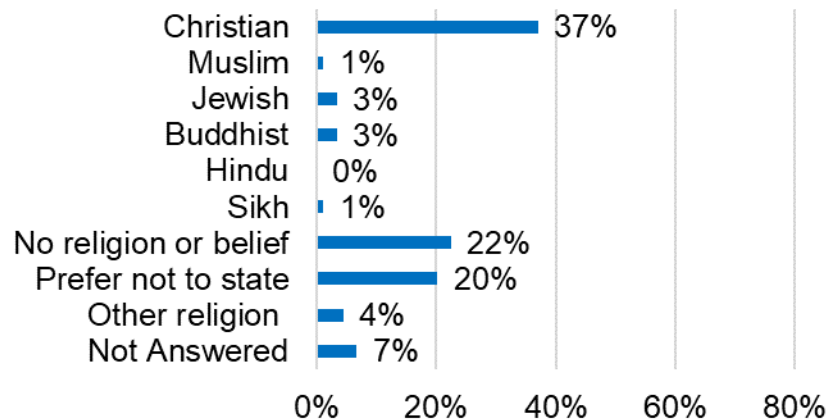
How do you describe your ethnic origins?



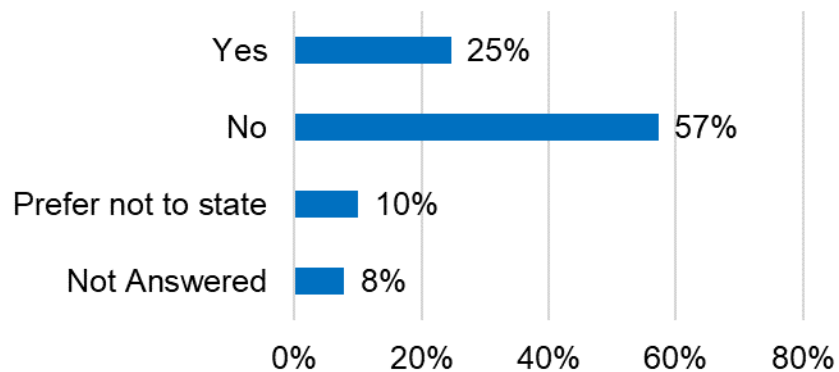
Base: All respondents (89)

Profile of respondents

What is your religion or belief?



Do you have any physical or mental health conditions or illnesses lasting or expected to last 12 months or more?

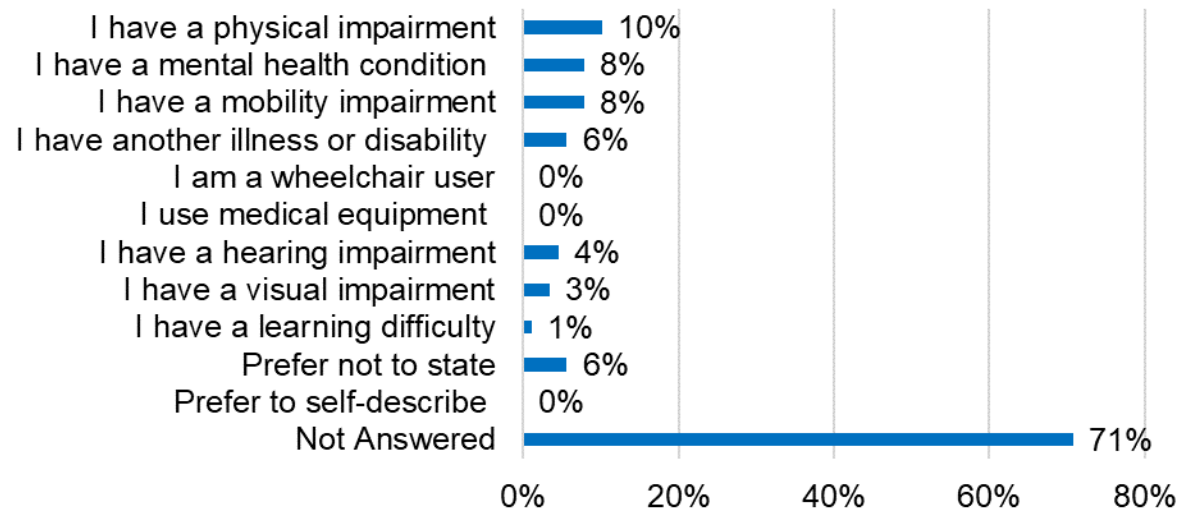


Base: All respondents (89)



Profile of respondents

If yes, what is the nature of your physical or mental health condition or illness?



Base: All respondents (89)



THE ROYAL BOROUGH OF
KENSINGTON
AND CHELSEA